

Composite,  
inspires  
our imagination





2021



**silvadec**

Life is composite





## Working together to design a composite future!

One should remember where one has come from, to have a better idea of where to go...

2001-2021: Silvadec is preparing to celebrate its 20th birthday. Two decades... during those years this company, which I created with an associate, has worked tirelessly to develop the composite market – talk about a challenge! And we're delighted that today we are the market leader in France and Europe.

So what's behind this proven success? The fact that our values align perfectly with our ambitions.

We have stayed true to our values, and it shines through in our European integration and in our mastery of the manufacturing chain for products "Made in France" and "Made in Germany", on our Brittany and Bavière sites respectively. We aspire: to convey the excellence of French and German composite materials. We guarantee: transparent traceability of our raw materials, which either come directly from our Morbihan site where Silvadec wood flour fibres are manufactured, or are procured from other local sources. This should banish any lingering doubts about our ability to ensure consistency and guarantee the best product for our clients. For us, this is a crucial commitment.

**“Continue on our quest for innovation in our products and/or our services”**

Another part of our genetic make-up is the boldness that forges the characters of those who dare to be pioneers. Today we are still determined to reaffirm what sets us apart, and to continue on our quest for innovation in our products and/or our services. As such, Silvadec will implement in 2021 and 2022 a range of new offers, and we can't wait to show them to you!

We're in the process of developing an intensive programme to support you in your projects via all the channels that today's cutting-edge technologies have to offer: an online project configurator, a digital platform destined for professionals, etc. New assets to help us move faster, further, together, making sure that you receive the uninterrupted benefit of the Silvadec expertise and guarantee that you know and trust.

**“We aren't just imagining the future... we're creating it!”**

Our exceptional references speak on our behalf. We have risen to the challenges and needs expressed by our clients, even going beyond by anticipating future practices. Our leitmotiv is our motivation to expand the possibilities, because we aren't just imagining the future, we're creating it.



And – since we don't turn 20 every day – over the coming months you'll discover our new identity that fits well with our assumed position: to guarantee you a top-of-the-range product. We defend this premium sector because of what it represents: quality products, capable of standing out and triggering the desirability factor we all know so well, for everyone who dreams of a new art of living in their outdoor space. It has to reflect who they are, has to be personalised, has to be... composite.

**Welcome to your new Silvadec® experience!**

**Bénédicte Jézéquel**  
Director and Co-Founder

# Contents

Page



\*Terms of the warranty can be downloaded from [www.silvadec.com](http://www.silvadec.com)

## OUR AWARDS



Editorial and graphic design:  
Rivacom

### Photo credits:

Yves Berrier, Samuel Bigot, Jean-Michel Mesguen, PCA-Stream, Franck Betermin

Published in December 2020

The photos and colours depicted in this document are not contractually binding. The information is provided for reference only and may be modified without notice.

### Thanks to:

Mailys Bonnet, 727 Sailbags, Kénéah Jardin, Le rendez-vous Carnac, Jean-Michel Mesguen and PCA-Stream

## Silvadec, life is composite 5

When composite comes to life .....	6
Citizens of the world from day one .....	7
Going round in a circle that's our idea of progress .....	8
So needs, trends and designs are changing .....	9
We aspire: to offer you a unique product! .....	10
Something to suit every use... our profiles, solid or hollow core .....	11
Our range of modular boards for a composite future .....	12
Silvadec, a hallmark of quality in your outdoor space .....	13

## Our decking 19

Elegance deck board .....	20
Emotion deck board .....	22
Atmosphere deck board .....	24
Accessories to create your decking .....	26
Key stages in installation .....	30
References .....	32
Draw up a decking estimate .....	34

## Our Fencings 35

Elegance fencing board .....	36
Atmosphere fencing board .....	38
Aluminium fencing board .....	40
Our fencing design panels .....	42
Accessories to create your fencing .....	45
The door range .....	50
Key stages in installation .....	52
References .....	54
Draw up a fencing estimate .....	56

## Our cladding types 57

The Silvadec® sun shade .....	58
The Silvadec® rhombus cladding board .....	60
Accessories for creating a cladding type .....	62
Key stages in installation .....	64
References .....	66

## Practical information 67

Our advice on maintenance .....	68
Your communication tools .....	70
You & us, contacts .....	73





Silvadec,  
life is  
composite



## When composite comes to life

**It's been two decades since we welcomed French and European composite to the world**

**Two decades** in business, **4000 m<sup>2</sup>** of industrial premises, **3** production sites (in France and Germany), international reach, **80** employees, **€35 million** turnover, more than **1 million m<sup>2</sup>** of composite produced each year: Silvadec has come a long way since its creation in Brittany in 2001! Our company, a pioneer at the time, has followed this path in an agile and steadfast way, armed with technologies (extrusion and co-extrusion) that it has adopted in order to make an innovative product: wood composite. Through our mastery of the manufacturing processes and our sense of innovation, we were able to find our place and hold onto it, to the point of becoming today's market leader in France and Europe.



**In Brittany, what we lack in exotic wood we make up for in ideas**

And the recipe for this success? A unique formulation, made from **2/3 wood flour** combined with **1/3 polyethylene**. As a material made entirely of fibres, our Silvadec® composite has properties that render it highly durable (it is rot-resistant), warm in terms of appearance (as the boards do not fade to grey and are UV-resistant), easy to install and comfortable to use every day.

**Composite, inspires our imagination**

Currently available in decking, fencing and cladding boards, our composite has been a top choice, tempting clients and transforming itself time and again to suit new uses, enabling the creation of bespoke outside spaces. With ranges of textures, colours and applications: **our products expand the possibilities to create a personal, durable design!**

October  
2001

• **Creation of Silvadec**  
(Arzal)

2003

• **Gold medal for innovation, BATIMAT**  
(Paris)  
• Lyon d'Or (Gold medal), Eurobois trade fair

2004

• **1<sup>st</sup> HQE project – École Nicolas Hulot pour la Nature et l'Homme (Educational centre focusing on biodiversity)**  
(Branféré district)

2005

• Innovation award, Garden & Landscaping fair  
(Paris)

2008

• Originality trophy, Swimming Pool trade fair  
(Lyon)

2010

• Innovation award, Garden fair  
(Prague)

2013

• **Silvadec PEFC certification, 1<sup>st</sup> composite manufacturer in Europe to become PEFC-certified**  
• **Obtained the Singapore GREENLABEL**

# Citizens of the world from day one



As an environmentally responsible company, we have held ISO 14001\* certification since March 2014 and are committed to managing our environmental impacts (waste, noise, etc.).

Despite large production volumes, no trees have been cut down for this purpose. Furthermore, **a sizeable proportion of the polyethylene we use is recycled, which helped us obtain the MORE<sup>1</sup> label in 2020.** Ultimately, the composite itself is 100% recyclable. And let's not forget PEFC certification\*\*, which has been obtained by our suppliers.

Traceability and safety are among our core commitments: our products contain **no toxic products** (e.g. formaldehydes or PVC), **and no heavy metals**, and they emit very low levels of volatile organic compounds (A+ classification). They present no hazard for the environment or for your health. **All our dyes are sourced from Europe.**

\* Standard applicable to environmental management systems  
 \*\* European label providing consumers with a guarantee that the wood or the wood-based products bearing this label come from sustainably managed forests



## Passionate and transparent!

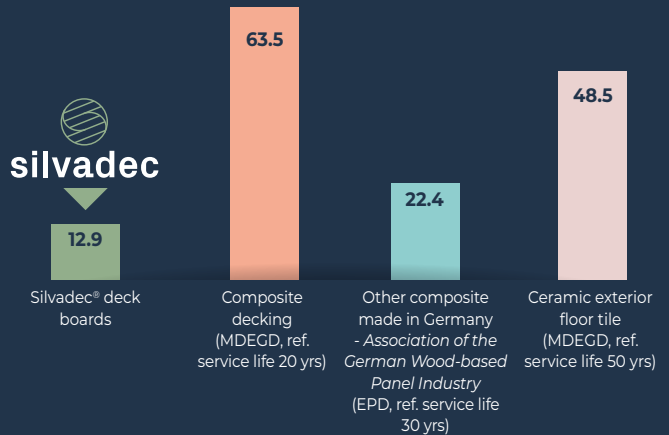
In a voluntary step directly aligned with our commitment to the environment, we were the first manufacturer to draw up, in 2019, an **Environmental Product Declaration\* (EPD)** for our composite deck boards and cladding.

It presents the results of the product's Life Cycle Analysis (LCA), and provides health-related information so that the environmental and health performance of a building can be evaluated and fed into its eco-friendly design. The data are gathered into an inventory and communicated in a format that lends itself to product comparison.

The climate-warming impact of Silvadec's® deck boards has been compared against that of other deckings and composite/ceramic floor tiles.

## Our carbon footprint

(measured in kg of CO<sub>2</sub> released per functional unit)



\* Conducted by EVEA (French LCA specialist company). INIES [Environmental and health reference data for buildings] checks and validation conducted by the FCBA institute. MDEGD = default generic environmental data module

2014

- 1<sup>st</sup> independent composite manufacturer in Europe with ISO 14001 certification
- Creation of the Silvadec wood flour fibre production site

2017

- Creation of 2<sup>nd</sup> production site, Silvadec Germany in Schierling (Bavière, Germany)

2018

- ISO 14001 certification 2015 version
- 1<sup>st</sup> prize in the "Outdoor features" category with its fencing range At the "Mon jardin & Ma maison" Grand Prix

2019

- 1<sup>st</sup> French composite supplier to draw up an **EPD for Silvadec® composite deck boards and cladding**

2020

- **(1) MORE label** "Mobilised for recycling": 1<sup>st</sup> European label awarded to industrial companies that integrate recycled plastic in their production (circular economy principles)



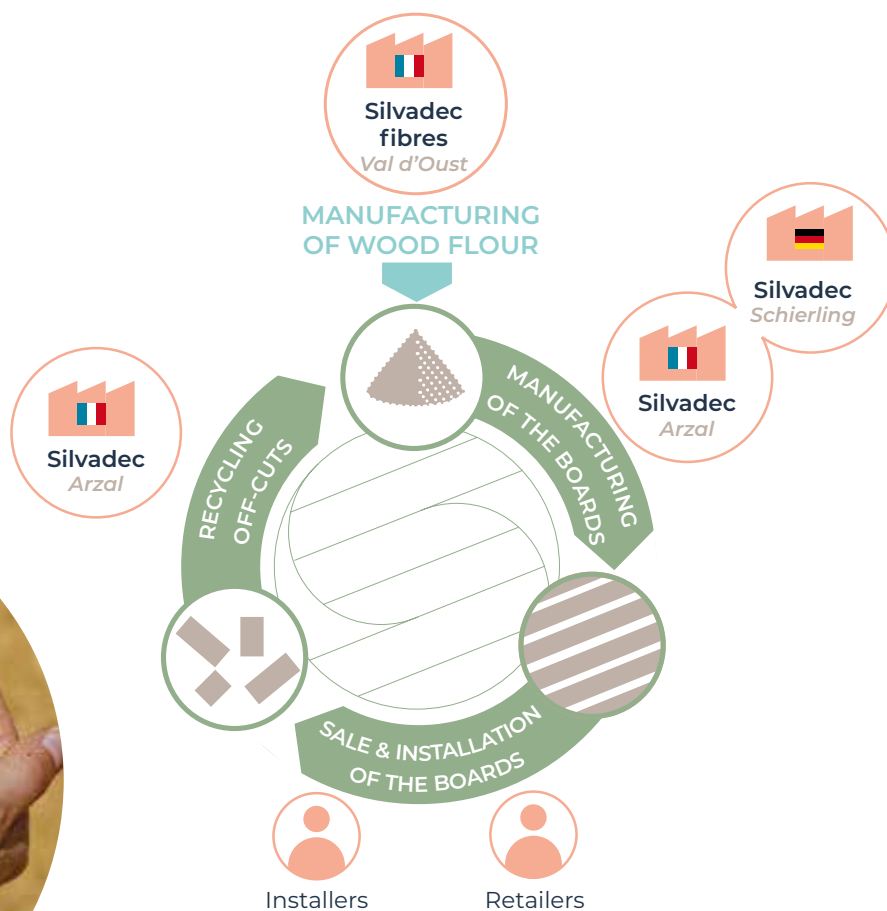


## Going round in a circle – that’s our idea of progress

From the beginning, we at Silvadec have recognised the importance of CSR and environmental challenges.

Our vigilance about the origin of our raw materials led us to invest, in 2014, in our own wood flour factory, just a few kilometres from our company's long-established HQ. We then created Silvadec Fibres, thanks to a joint venture established with the largest sawmill in Brittany: **a model demonstrating the circular economy!**

This means we can guarantee the **traceability and quality of our raw materials** while minimising our carbon footprint. This vertical integration led to the creation of around ten jobs. We are very proud to be feeding into our regional economy in this way. This vertical integration is also part of the DNA of our group today.







## So needs, trends and designs are changing? Bring it on.

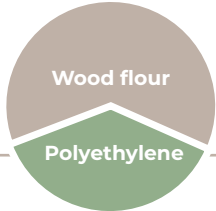
Our know-how puts us in a position to offer excellence. This excellence can be seen in the **high performance level** and the **consistent quality** of our products. It can be measured by the large-scale architecture projects we undertake in France and all over the world.

### Experience... and agility!

Our dynamic **research and development** approach, propelled by a team of **5 engineers and technicians**, reflects our capacity to keep on innovating. Our design office seeks ways to improve the durability and aesthetic appeal of our composite. It invents composite materials that are innovative yet practical, expanding the possibilities for creating outdoor spaces.



## We aspire: to offer you a unique product!

Characteristics	Advantages
<b>COMPOSITION</b>	
 <p><b>2/3 PEFC sourced wood</b> Wood species: Maritime pine and Sitka spruce of French origin</p>	Board is easy to work, warm appearance Warmth under bare feet when sunlit is equivalent to that of solid wood, and less than that from composite boards that contain more polymers. Only the co-extruded board is warmer because of the polymer layer encasing the board.
<p><b>1/3 polyethylene</b></p>	Long-lasting UV-resistance, and a stable colour in outdoor settings after years of exposure to the elements (does not grey like solid wood).
<b>RESISTANCE AND DURABILITY</b>	
<b>Resistance to termites</b> (EN 350-1/EN318) and <b>to xylophagous fungi</b> (N34/EN318)	25-year board warranty* Rot-resistant
<b>Moisture-resistant after 24h of immersion as per EN317</b> · Swelling: 0.4% · Mass gain: 1.4%	Uniform ageing of the boards Resistant over time
<b>Impact penetration hardness</b> Brinell hardness 59.6 MPa, very strong material	Hardness equivalent to oak
<b>Fire reaction</b> Silvadece® composite has M3 classification according to standard NFP92-501.  The Elegance boards are classified as <b>Dfl-s1</b> according to standard EN 13501-1, and <b>Broof(t1)</b> according to standard NF EN 13501-5: 2016, which characterises the performance of roofing exposed to external fire.	Flammable product whose fire contribution is considered acceptable (decking). Very low smoke emission  Silvadece® composite is suitable for use in a rooftop terrace.
<b>Slip resistance</b> Tests to determine the slip resistance of our deck boards <sup>1</sup> have been conducted using the XP CEN/TS 16165 assessment method. The slip classification is established based on the German standards DIN 51130 (with shoes on) and DIN 51097 (with bare feet), or the equivalent French standard NF P 05 011. (DIN 51097 (bare feet): class C, equivalent to class PN 24 under French standard NF P 05 011). The results obtained show that our boards offer good slip resistance for bare feet surface or with shoes on.  <i>(1) details of the results for each type of deck board on pages 20, 22 and 24</i>	<b>R11 classification:</b> attests to a good grip (suitable for uses such as decking in communal ground-level gardens, landings with access to outdoor parts of public-access areas, etc.).  <b>R12 classification:</b> attests to a strong grip (suitable for use on public forecourts, outdoor access ramps for persons of reduced mobility (maximum slope of 5%), outdoor access areas in shopping arcades, floors of refectories, restaurants and canteens, etc.).  <b>R13 classification:</b> attests to an extremely good grip (suitable for abattoir or fish market floors).
Deck board for outdoor pedestrian use, withstands a <b>uniformly distributed load of 500 kg/m<sup>2</sup></b>	Suitable for public reception areas
<b>SUITABLE FOR CHILDREN</b>	
The Elegance and Atmosphere deck boards are compliant with standard EN 71-3: 2019 " <b>Safety of Toys</b> ", concerning health risks, including the migration of heavy metals and VOCs (label A+)	The Silvadece® composite with which children may come into contact poses no risk to their health, and has been made with respect for the environment.
<b>Physical properties of Silvadece® composite</b>	
<b>Specific gravity:</b> 1.22	<b>Coefficient of thermal expansion:</b> 2.9 x 10 <sup>-2</sup> mm x m <sup>-1</sup> x °C <sup>-1</sup>
<b>Modulus of elasticity:</b> E = 3200 MPa	<b>Tensile strength:</b> σ <sub>r</sub> = 23.6 MPa





\* Against structural damage caused by insect and mould infestation conditions of the guarantee available at [www.silvadece.com](http://www.silvadece.com)



## Something to suit every use... our profiles, solid or hollow core

### Various versions to suit

As a specialist, we design and make solid or hollow core profiles suitable for each type of use. Whether it's to fit out decking, fencing or a cladding, and whether vertical or horizontal, we provide you with solutions, customisation... and a guarantee!

<b>DECKING</b>		Solid board, non-reversible	No ponding of water inside the boards; frost-proof; underside protected to limit moisture intake from below
<b>FENCING</b>		Hollow core board	Profile technically suitable for use as a fence (in the vertical plane)
<b>Cladding:</b>			
· <b>CLADDING</b>		Hollow core board	Profile technically suitable for use as a cladding (in the vertical plane)
· <b>SUN SHADE</b>		Hollow core board	Very versatile: can be placed vertically or horizontally, as part of a cladding or on a free-standing structure



### See you in 2045?

Our Silvadec® composite decking, fencing and cladding profiles are guaranteed against structural damage due to fungal and insect attacks: for 25 years in residential usage and 10 years in commercial usage, whether professional or public.

*\* Warranty terms available at [www.silvadec.com](http://www.silvadec.com)*

# Our range of modular boards for a composite future

## At Silvadec, technology expands the possibilities.

Our board manufacturing processes, based on extrusion or co-extrusion, pave the way for us to develop a whole range of modular products. Some people adore authenticity, others are into innovation and modern ingenuity... our boards answer every aspiration in outdoor space creation.

### AUTHENTICITY AS NATURE INTENDED

#### Manufacturing process: extrusion

##### CHARACTERISTICS

- Integrally coloured Silvadec® composite
- Temporary bronzing phenomenon with initial exposure to UV (disappears after a few weeks of outdoor exposure)


##### ADVANTAGES

- Very natural surface appearance similar to that of unfinished wood
- The boards are as easy to work as solid wood and can be sanded, planed and drilled.

#### Elegance board



Decking



Fencing



Sun shades

#### Emotion board



Decking



### DESIGN BY INNOVATION

#### Manufacturing process: co-extrusion


##### CHARACTERISTICS

Silvadec® composite with a protective polymer coating


##### ADVANTAGES

- No temporary bronzing of the boards; long-lasting colour
- Easier clean-up of household stains

#### Atmosphere board



Decking



Fencing



Cladding



#### Manufacturing process: aluminium extrusion


##### CHARACTERISTICS

Board made of powder-coated aluminium, Qualicoat® certified

##### ADVANTAGES

- Forms a modular openwork or solid fence
- Easy maintenance
- Compatible with all Silvadec® accessories

#### Aluminium board



Fencing



Door






# Silvadec, a hallmark of quality in your outdoor space



## > RESIDENTIAL SPACES



- 1 - Atmosphere cladding board, Light Brown, private home (Morocco)  
2 - Smooth Elegance deck board, Anthracite Grey 180 mm, private home (France)  
3 - Emotion deck board, Equator Brown 138 mm, private home (Spain)



## > OUTDOOR DINING AREAS (CAFÉS, HOTELS, RESTAURANTS)



- 1 - Embossed Elegance deck board, Iroise Grey, 138 mm, Brasserie des Demoiselles (Rochefort, France) - 2020
- 2 - Grooved Elegance deck board, Colorado Brown, 138 mm, 3500 m<sup>2</sup>, Cap 3000 Shopping Centre (Saint-Laurent-du-Var, France) - 2019
- 3 - Atmosphere deck board, Rio Brown 138 mm, Prince de Galles (Prince of Wales) \*\*\*\*\* hotel (Paris VIII) - 2019







## > POOLSIDE AND RELAXATION SPACES



Silvadec® composite is resistant to all swimming pool chemicals.

We supply products to a French manufacturer recognised on the above-ground swimming pool market in France and abroad.



- 1 - Embossed Elegance deck board, Anthracite Grey, 180 mm, private home (France)
- 2 - Grooved Elegance deck board, Colorado Brown, 138 mm, 1300 m<sup>2</sup>, La Baume-La Palmeraie Campsite (Fréjus, France) - 2019
- 3 - Grooved Elegance deck boards, Exotic Brown and Iroise Grey, set decoration for the French TV programme Secret Story - 2007



## > PUBLIC FACILITIES



Silvadec® composite is resistant to the difficult conditions of seashore environments.

We supply products to the world leader in pleasure-boating.




- 1 - Elegance fascia, Colorado Brown, Shopping Centre (La Roche-sur-Yon, France) - 2012
- 2 - Grooved Elegance deck board, Colorado Brown, 138 mm, 3500 m<sup>2</sup>, Cap 3000 Shopping Centre (Saint-Laurent-du-Var, France) - 2019
- 3 - Boat part specifically machined for Jeanneau, the world leader in pleasure-boating





## > CORPORATE SPACES



- 1 - Grooved Elegance deck board, Colorado Brown, 138 mm, Law firm, 2000 m<sup>2</sup> (Paris VIII) - 2018
- 2 - Atmosphere cladding board, Dark Grey (France)
- 3 - Grooved Elegance deck board, Exotic Brown, head Offices of MTML Group (France)




## > DECKING, BALCONIES, COLLECTIVE HOUSING DEVELOPMENTS



- 1 - Grooved Elegance deck board, Colorado Brown, 138 mm, Law firm, 2000 m<sup>2</sup> (Paris VIII) - 2018
- 2 - Grooved Elegance deck board, Exotic Brown, The Oberoi Hotel (Dubai) - 2013
- 3 - Atmosphere cladding board, Light Grey, "Berges de Saint-Louis" residence (La Rochelle, France) - 2016

# Our decking

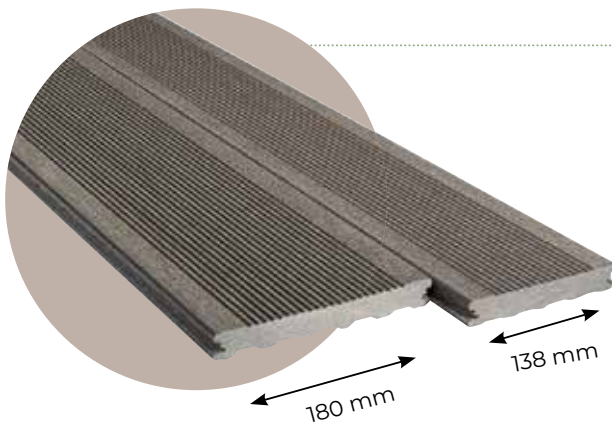






## Elegance deck board: choose the bespoke option

Thanks to a range of colours and finishes, two width options and a range of accessories, customising decking with our Elegance deck boards becomes an art in itself!



### TECHNICAL CHARACTERISTICS

- 2 widths: 138 and 180 mm
- Dimensions in mm:  
138 x 23 x 4000 and 180 x 23 x 4000
- Tolerances:  
width and thickness: +/- 2 mm;  
length: +/-10 mm  
(lengths from 1 to 6 m available  
by special order)

Characteristics / applications	Grooved finish	Smooth finish	Embossed finish
• Worked in the same manner as solid wood	●●	●●●	●●
• Scratch resistance	●●●	●	●●
• Ease of repair of the surface appearance (sanding)	●●	●●●	●
• Slip resistance Lengthwise to the board (138 / 180 mm)*	●●●	●●	●●
Crosswise to the board (138 / 180 mm)*	R13 / R11	R11	R11
• Comfortable barefoot on sunlit surface (T° of the board in the sun) compared to exotic wood	●●	●●	●●
• Easy clean-up of household stains	●●	●●	●●
• Suitable for outdoor areas exposed to UV rays and rain	●●●	●●●	●●●

● : medium   ●● : good   ●●● : very good   \* See table page 10

















A bronzing phenomenon, entirely natural and temporary, will cause the boards to turn yellow when first exposed to UV rays. After a few weeks outdoors exposed to UV and rain, they will revert to their original colour! (see p. 68)



### Colours and finishes available

	Colorado Brown	Exotic Brown	Anthracite Grey	Iroise Grey
Grooved finish				
Smooth finish				
Embossed finish*				

\* The embossed finish has a surface appearance which fades over time, giving it its natural and patinated look.

## + Points

- Splinter-free
- Does not fade to grey like solid wood
- No treatment required
- Rot-resistant
- UV-resistant
- Frost-resistant
- Guaranteed for 25 years\*\*

\*\* Terms of the warranty can be downloaded from [www.silvadec.com](http://www.silvadec.com)

## USES

- Decking and swimming pool decks
- Public or private areas open to pedestrian use
- Outside (not suitable for covered or semi-covered locations)

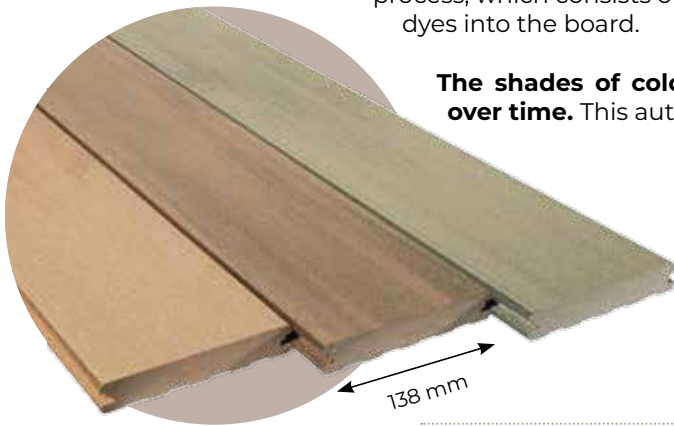




## Emotion deck board: focus on the warm side

Our Emotion board can be distinguished by its manufacturing process, which consists of **injecting a random mixture** of several dyes into the board.

**The shades of colour** of our Emotion board are **durable over time**. This authentic finish makes each board unique.



Characteristics / applications	Smooth finish
· Worked in the same manner as solid wood	●●●
· Scratch resistance	●
· Ease of repair of the surface appearance (sanding)	●●●
· Slip resistance	●●
· Comfortable barefoot on sunlit surface (T° of the board in the sun) compared to exotic wood	●●
· Easy clean-up of household stains	●●
· Suitable for outdoor areas exposed to UV rays and rain	●●●

● : medium   ●● : good   ●●● : very good

### TECHNICAL CHARACTERISTICS

- Dimensions in mm: 138 x 23 x 4000
- Tolerances: width and thickness: +/- 2 mm; length: +/- 10 mm (lengths from 1 to 6 m available by special order)





A bronzing phenomenon, entirely natural and temporary, will cause the boards to turn yellow when first exposed to UV rays. After a few weeks outdoors exposed to UV and rain, they will revert to their original colour!  
(see p. 68)



### Colours and finishes available

Savanna  
Brown

Equator  
Brown

Taiga  
Grey

Grooved  
finish



## + Points

- Splinter-free
- Does not fade to grey like solid wood
- No treatment required
- Rot-resistant
- UV-resistant
- Frost-resistant
- Guaranteed for 25 years\*

\* Terms of the warranty can be downloaded from [www.silvadec.com](http://www.silvadec.com)

### USES

- Decking and swimming pool decks
- Outside (not suitable for covered or semi-covered locations)








## Atmosphere deck board: adopt innovation

**Our Atmosphere board** is derived from a unique co-extrusion process that covers the composite board with a protective envelope of polymer material. This characteristic gives it exceptional technical qualities and make it convenient to use.

Its natural feel and brushed surface finish provide a natural and warm look.



Characteristics / applications	Brushed finish
• Temporary bronzing	NO
• Scratch resistance	● ●
• Slip resistance Lengthwise to the board*	● ● ●
Crosswise to the board*	R12 R13
• Comfortable barefoot on sunlit surface (T° of the board in the sun) compared to exotic wood	●
• Easy clean-up of household stains	● ● ●
• Suitable for outdoor areas exposed to UV rays and rain	● ● ●
• Suitable for sheltered or covered areas	● ● ●

● : medium    ● ● : good    ● ● ● : very good    \* See table page 10

### TECHNICAL CHARACTERISTICS

- 2 widths: 138 and 180 mm
- Dimensions in mm:  
138 x 23 x 4000  
and 180 x 23 x 4000  
Tolerances:  
width and thickness: +/- 2 mm;  
length: +/- 10 mm  
(lengths from 1 to 6 m available by special order)



Choose **authenticity** with a board in Sao Paulo or Rio Brown, **brightness** with a Lima Brown board, or why not a **designer-look** board in one of our Greys: Cayenne, Ushuaia or Belem!

### Colours and finishes available

	Lima Brown	Sao Paulo Brown	Rio Brown	Cayenne Grey	Ushuaia Grey	Belem Grey
Brushed finish						

## + Points

- Splinter-free
- Colour stability without treatment
- Rot-resistant
- Frost-resistant
- Guaranteed for 25 years\*

\*Terms of the warranty can be downloaded from [www.silvadec.com](http://www.silvadec.com)

## USES

- Residential
- Public facilities
- Outdoor kitchens, including in sheltered or semi-sheltered areas



## Accessories to create your Silvadeck decking



### > ASSEMBLY

#### PEDESTAL MOUNTING



#### ALUMINIUM JOIST + SELF-TAPPING STAINLESS STEEL SCREWS

- Alternative to the wooden joist
- Structural solution enabling long-lasting pedestal mounting
- Designed to simplify installation of your decking, by placing buttings directly on a single joist
- Enables installation of wide-spaced pedestals: 90 cm for a private installation and 60 cm for a public installation
- Interaxial space between joists: 40 cm max.

Dimensions:

- Joist: 47 x 76 x 4000 mm

- Screw: Ø 3.5 x 19 mm

A2 countersunk stainless steel self-tapping screw

Screw compatible with the single fastening clip and the start and end clip

- Packet of 30 screws

#### INSTALLATION ON CONCRETE SLAB



#### COMPOSITE JOIST

- Suitable only for flat installation on a concrete slab
- Dimensions in mm:  
50 x 50 x 4000 in Anthracite Grey  
50 x 50 x 4000 and 50 x 50 x 3000 in Brown





### SINGLE FASTENING CLIP AND STAINLESS STEEL SCREW

- Use one clip per board/joist intersection; for buttings, double the number of clips and joists
- Screw dimensions:  $\text{Ø} 4 \times 35 \text{ mm}$
- Packet of 30 single fastening clips + stainless steel screws or box of 360 single fastening clips + stainless steel screws + Torx T15 bit
- Box of 360 screwless single fastening clips available for fitting on aluminium joist




The screws supplied with our clips are not suitable for the aluminium joist (supplied with our stainless steel self-tapping screws).



### ALUMINIUM REMOVABLE CLIP

- Can be used:
- To create access to a component located below the decking (seal, electrical connection block, etc.), for occasional maintenance
  - To render the decking partially removable by inserting one or two rows of removable clips at regular intervals between the boards, instead of the single fastening clips
  - Not compatible with the aluminium joist
  - Screw dimensions:  $\text{Ø} 3 \times 35 \text{ mm}$
  - Packet of 10 clips with screws



### STAINLESS STEEL START AND END CLIP

- Used to secure the boards along the edge of the decking to each joist
- Screw dimensions:  $\text{Ø} 4 \times 35 \text{ mm}$
- Packet of 10 start and end clips + stainless steel screws



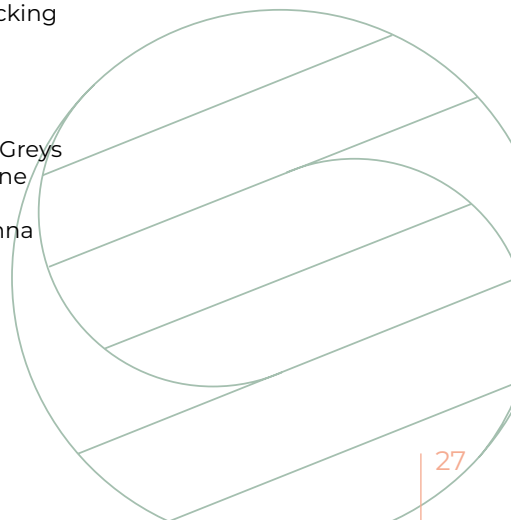
### STAINLESS STEEL BUTTING CLIP

- Used to join 4 board corners to a single joist using only one fastening clip. The butting clip is not compatible with the aluminium joist
- Screw dimensions:  $\text{Ø} 4 \times 35 \text{ mm}$
- Packet of 10 butting clips + stainless steel screws.




### SPECIAL STAINLESS STEEL COMPOSITE SCREWS

- Coloured screws, matching our range of deck boards, which give a sophisticated finish when installing profiles. These screws replace the start and end clips and are used to secure the boards along the edge of the decking
- Not compatible with aluminium joists
- Dimensions:  $\text{Ø} 5 \times 50 \text{ mm}$
- Box of 150 screws and box of 50 screws
- Colours:
  - Light Grey:** for boards in the Iroise and Belem Greys
  - Dark Grey:** for boards in the Anthracite, Cayenne and Ushuaia Greys
  - Light Brown:** for boards in the Colorado, Savanna and Lima Browns
  - Dark Brown:** for boards in the Equator, Rio, Sao Paulo and Exotic Browns



> FINISH

**FINISHING BOARD**




- For framing the decking
- Brushed on one side and one edge; to be installed with the brushed side visible
- 138 mm board: two straight edges; must be secured with the special composite screws
- 180 mm board: one straight edge and one machined edge to accommodate the clip; can be secured on one side by a screw and on the other by a clip
- Dimensions in mm: 138 x 23 x 4000 and 180 x 23 x 4000
- Colours available in 138 mm and 180 mm sizes:
  - the 4 Elegance board colours
  - the 6 Atmosphere board colours



138 mm finishing board



180 mm finishing board

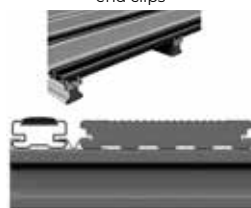


**NON-SLIP INSERT**

**(ALUMINIUM AND EPOXY RESIN)**

- Clips in like a board between two deck boards
- Complies with all non-slip requirements (e.g. ensuring safety on a slope or an access for persons with reduced mobility in a public space)
- Dimensions in mm: 45 x 23 x 2000

Installation with start and end clips





Installation with single fastening clip

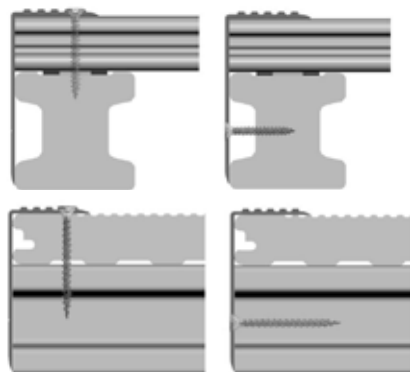


**ALUMINIUM CORNER PROFILE**


- Finishing accessory designed to enhance the edge of your decking.
- Dimensions in mm: 37 x 74 x 2000



There are two screw-fixing options.



Fixing screws from above    Fixing screws from the side



### FASCIA BOARD


- To adorn the decking
- Brushed on one side and one edge; to be installed with the brushed side visible
- Dimensions in mm: 70 x 20 x 2000
- Available in all Elegance, Emotion and Atmosphere board colours



### INVISICLIP

- A very discreet black rubber accessory that conceals the clip
- Dimensions in mm: 10 x 10 x 80.
- Packet of 30 units

## > LIGHTING / GROUND LIGHTS



### DECKING LED

- This design accessory lights the decking and can be cut to the desired length
- Must be controlled with an LED power supply which can accommodate up to 3 LEDs
- Completely waterproof according to standard IP67 (for the power supply) and IP68 (for the LED strip)
- Can be fixed with the removable clip (to facilitate any LED replacements)
- Dimensions in mm: 50 x 23 x 2000



### SOLAR FLOOR LIGHT

- Solar ground lights that create atmosphere, without requiring an outside power connection; they come on automatically at night
- Aluminium accessory
- Waterproof to IP65
- Box of 4 floor lights
- Dimensions: H 35 mm
- Drilling Ø: 35 mm
- Power reserve 8 h



Find all our  
maintenance advice on  
pages 68-69  
of the catalogue!



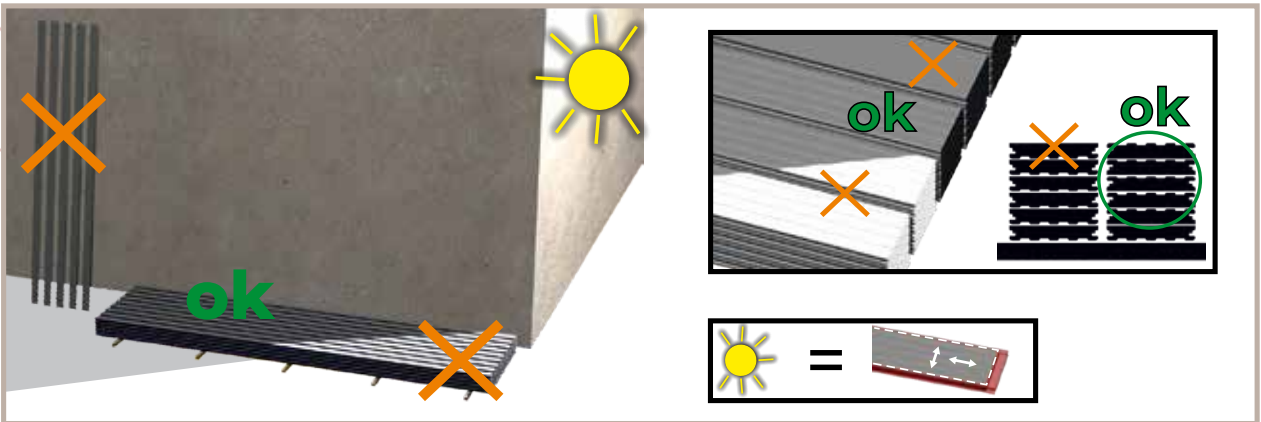
# Decking: key stages in installation

 **Estimated installation time once the structure has been built: 4m<sup>2</sup>/hour with 2 people**

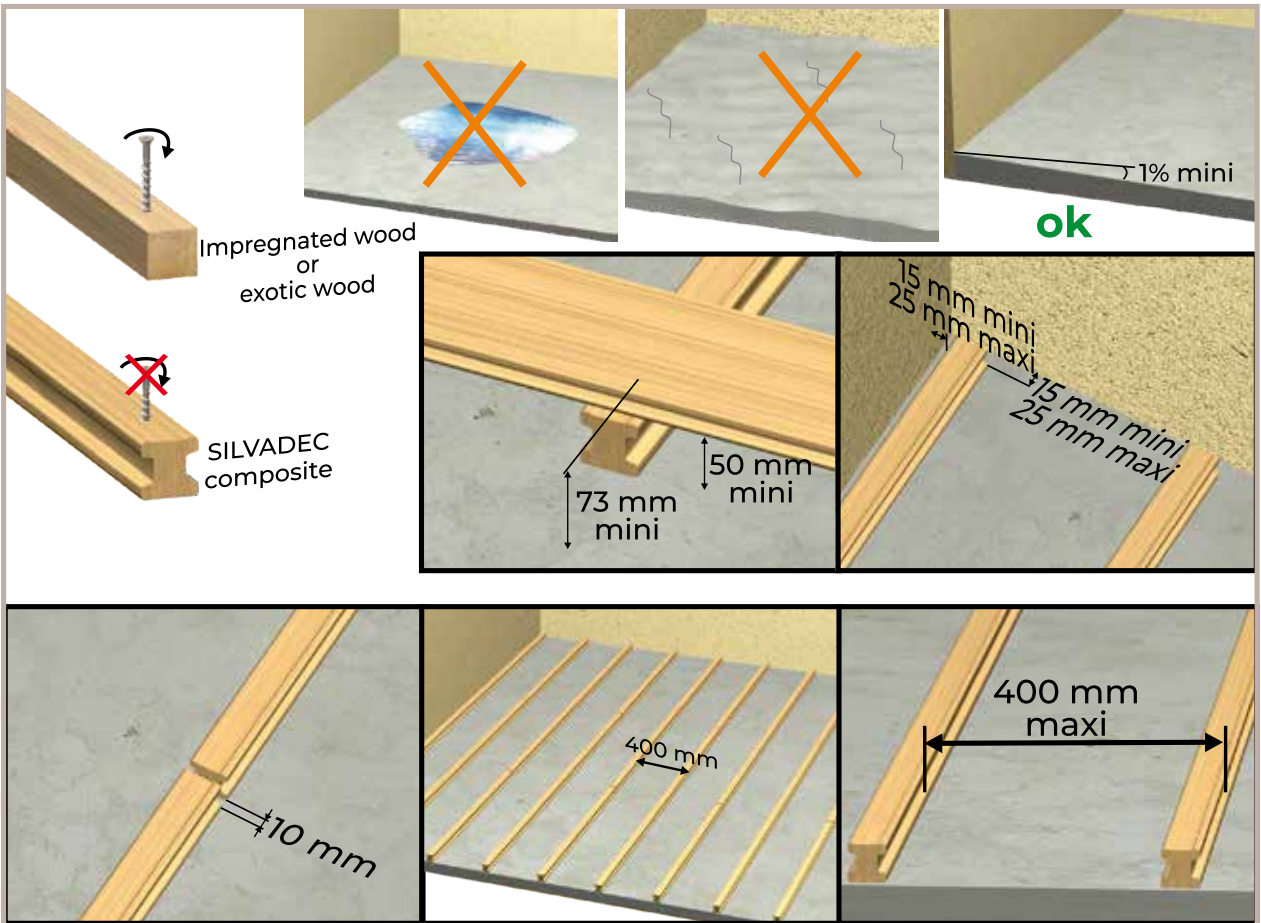


This document is a simplified version of the instructions for installing decking, all parts of which must be strictly followed. The decking installation instructions (ref. PU7) are available for download at [www.silvadec.com](http://www.silvadec.com)

## Board storage



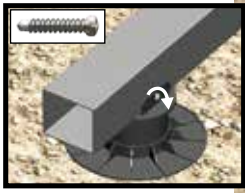


## Concrete slab-mounted




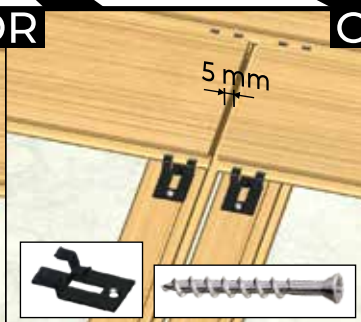
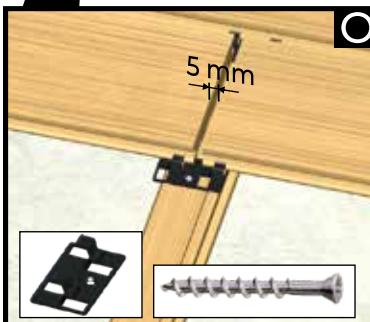
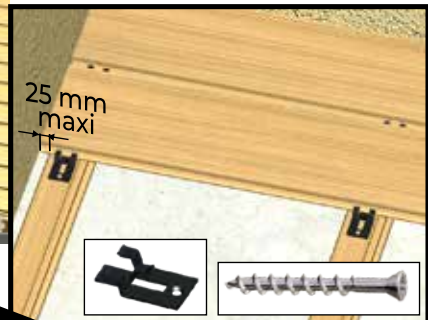

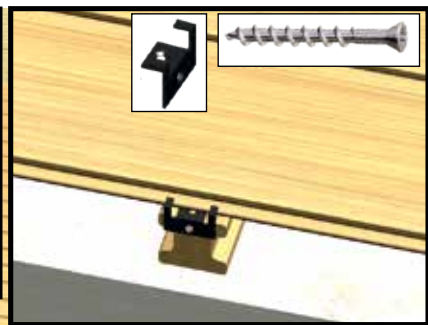

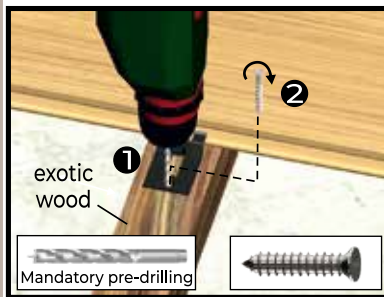
### Pedestal-mounted

SILVADEC  
aluminium

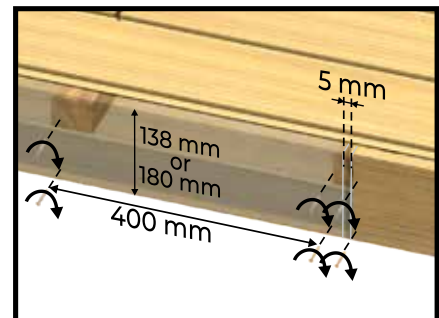
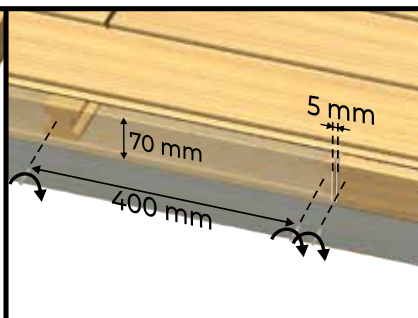
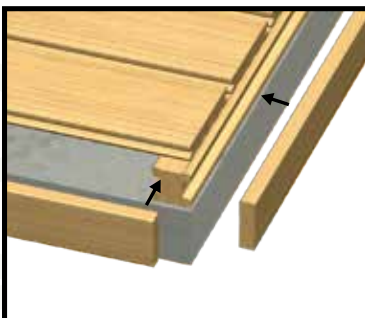


Impregnated  
wood  
exotic wood

### Board installation



### Finishes



Item description	Part code	Barcode no.	Wt/unit kg	Lgth mm	Width mm	Hght (or thk) mm
<b>DECK BOARDS (standard length) - Minimum order 10 boards</b>						
Colorado Brown grooved Elegance board 23x138x4000 mm	SILAM0501L4	3760102970126	14.00	4000	138	23
Exotic Brown grooved Elegance board 23x138x4000 mm	SILAM0503L4	3760102970218	14.00	4000	138	23
Anthracite Grey grooved Elegance board 23x138x4000 mm	SILAM0903L4	3760102970980	14.00	4000	138	23
Iroise Grey grooved Elegance board 23x138x4000 mm	SILAM0502L4	3760102970201	14.00	4000	138	23
Colorado Brown grooved Elegance board 23x180x4000 mm	SILAM1205L4	3760102974674	17.60	4000	180	23
Exotic Brown grooved Elegance board 23x180x4000 mm	SILAM1206L4	3760102974698	17.60	4000	180	23
Anthracite Grey grooved Elegance board 23x180x4000 mm	SILAM1208L4	3760102974735	17.60	4000	180	23
Iroise Grey grooved Elegance board 23x180x4000 mm	SILAM1207L4	3760102974711	17.60	4000	180	23
Colorado Brown smooth Elegance board 23x138x4000 mm	SILAM0507L4	3760102970737	14.40	4000	138	23
Exotic Brown smooth Elegance board 23x138x4000 mm	SILAM0509L4	3760102970751	14.40	4000	138	23
Anthracite Grey smooth Elegance board 23x138x4000 mm	SILAM0904L4	3760102971055	14.40	4000	138	23
Iroise Grey smooth Elegance board 23x138x4000 mm	SILAM0508L4	3760102970744	14.40	4000	138	23
Colorado Brown smooth Elegance board 23x180x4000 mm	SILAM1201L4	3760102974599	18.40	4000	180	23
Exotic Brown smooth Elegance board 23x180x4000 mm	SILAM1202L4	3760102974612	18.40	4000	180	23
Anthracite Grey smooth Elegance board 23x180x4000 mm	SILAM1204L4	3760102974650	18.40	4000	180	23
Iroise Grey smooth Elegance board 23x180x4000 mm	SILAM1203L4	3760102974636	18.40	4000	180	23
Colorado Brown embossed Elegance board 23x138x4000 mm	SILAM1001L4	3760102972854	14.40	4000	138	23
Exotic Brown embossed Elegance board 23x138x4000 mm	SILAM1002L4	3760102972113	14.40	4000	138	23
Anthracite Grey embossed Elegance board 23x138x4000 mm	SILAM1004L4	3760102972137	14.40	4000	138	23
Iroise Grey embossed Elegance board 23x138x4000 mm	SILAM1003L4	3760102972120	14.40	4000	138	23
Colorado Brown embossed Elegance board 23x180x4000 mm	SILAM1313L4	3760102975442	18.40	4000	180	23
Exotic Brown embossed Elegance board 23x180x4000 mm	SILAM1314L4	3760102975466	18.40	4000	180	23
Anthracite Grey embossed Elegance board 23x180x4000 mm	SILAM1316L4	3760102975503	18.40	4000	180	23
Iroise Grey embossed Elegance board 23x180x4000 mm	SILAM1315L4	3760102975480	18.40	4000	180	23
Equator Brown smooth Emotion board 23x138x4000 mm	SILAM0902L4	3760102971000	14.40	4000	138	23
Savanna Brown smooth Emotion board 23x138x4000 mm	SILAM0901L4	3760102970997	14.40	4000	138	23
Taiga Grey smooth Emotion board 23x138x4000 mm	SILAM1906L4	3701347200401	14.40	4000	138	23
Lima Brown brushed Atmosphere board 23x138x4000 mm	SILAM1607L4	3760102978252	12.80	4000	138	23
Rio Brown brushed Atmosphere board 23x138x4000 mm	SILAM1812L4	3760102970799	12.80	4000	138	23
Sao Paulo Brown brushed Atmosphere board 23x138x4000 mm	SILAM1602L4	3760102977880	12.80	4000	138	23
Belem Grey brushed Atmosphere board 23x138x4000 mm	SILAM1601L4	3760102977866	12.80	4000	138	23
Cayenne Grey brushed Atmosphere board 23x138x4000 mm	SILAM1603L4	3760102977927	12.80	4000	138	23
Ushuaia Grey brushed Atmosphere board 23x138x4000 mm	SILAM1609L4	3760102978290	12.80	4000	138	23
Lima Brown brushed Atmosphere board 23x180x4000 mm	SILAM1808L4	3760102978276	17.00	4000	180	23
Rio Brown brushed Atmosphere board 23x180x4000 mm	SILAM1811L4	3760102970768	17.00	4000	180	23
Sao Paulo Brown brushed Atmosphere board 23x180x4000 mm	SILAM1809L4	3760102978214	17.00	4000	180	23
Belem Grey brushed Atmosphere board 23x180x4000 mm	SILAM1807L4	3760102978177	17.00	4000	180	23
Cayenne Grey brushed Atmosphere board 23x180x4000 mm	SILAM1810L4	3760102978238	17.00	4000	180	23
Ushuaia Grey brushed Atmosphere board 23x180x4000 mm	SILAM1610L4	3760102978313	17.00	4000	180	23

**DECKING ACCESSORIES - Minimum order: 1 item**

Colorado Brown Elegance fascia 70x20x2000 mm	SIJUP0301	3760102973141	3.40	2000	70	20
Exotic Brown Elegance fascia 70x20x2000 mm	SIJUP0401	3760102973158	3.40	2000	70	20
Anthracite Grey Elegance fascia 70x20x2000 mm	SIJUP0901	3760102973172	3.40	2000	70	20
Iroise Grey Elegance fascia 70x20x2000 mm	SIJUP0302	3760102973165	3.40	2000	70	20
Equator Brown Emotion fascia 70x20x2000 mm	SIJUP1002	3760102972984	3.40	2000	70	20
Savanna Brown Emotion fascia 70x20x2000 mm	SIJUP1001	3760102972977	3.40	2000	70	20
Taiga Grey Emotion fascia 70x20x2000 mm	SIJUP1901	3701347200425	3.40	2000	70	20



Item description	Part code	Barcode no.	Wt/unit kg	Lgth mm	Wdth mm	Hght (or thk) mm
Lima Brown brushed Atmosphere fascia 70x20x2000 mm	SIJUP1605	3760102978337	3.40	2000	70	20
Rio Brown brushed Atmosphere fascia 70x20x2000 mm	SIJUP1801	3760102970805	3.40	2000	70	20
Sao Paulo Brown brushed Atmosphere fascia 70x20x2000 mm	SIJUP1601	3760102977903	3.40	2000	70	20
Belem Grey brushed Atmosphere fascia 70x20x2000 mm	SIJUP1604	3760102978320	3.40	2000	70	20
Cayenne Grey brushed Atmosphere fascia 70x20x2000 mm	SIJUP1602	3760102977934	3.40	2000	70	20
Ushuaia Grey brushed Atmosphere fascia 70x20x2000 mm	SIJUP1603	3760102978122	3.40	2000	70	20
Brown joist 50x50x3000 mm	SILAMB0601	3760102970195	6.90	3000	50	50
Brown joist 50x50x4000 mm	SILAMB1001	3760102973189	9.20	4000	50	50
Anthracite Grey joist 50x50x4000 mm	SILAMB1102	3760102973295	9.20	4000	50	50
Aluminium joist 47x76x4000 mm + 30 self-tapping stainless steel screws	SILAMB1901	3701347200333	4.90	4000	76	47
Colorado Brown smooth Elegance finishing board 23x138x4000 mm	SIPLCH0906	3760102971932	14.00	4000	138	23
Exotic Brown smooth Elegance finishing board 23x138x4000 mm	SIPLCH0908	3760102973196	14.00	4000	138	23
Anthracite Grey smooth Elegance finishing board 23x138x4000 mm	SIPLCH0910	3760102973202	14.00	4000	138	23
Iroise Grey smooth Elegance finishing board 23x138x4000 mm	SIPLCH0907	3760102971949	14.00	4000	138	23
Colorado Brown smooth Elegance finishing board 23x180x4000 mm	SIPLCH1302	3760102975404	18.40	4000	180	23
Exotic Brown smooth Elegance finishing board 23x180x4000 mm	SIPLCH1301	3760102975398	18.40	4000	180	23
Anthracite Grey smooth Elegance finishing board 23x180x4000 mm	SIPLCH1304	3760102975428	18.40	4000	180	23
Iroise Grey smooth Elegance finishing board 23x180x4000 mm	SIPLCH1303	3760102975411	18.40	4000	180	23
Lima Brown brushed Atmosphere finishing board 23x138x4000 mm	SIPLCH1602	3760102978757	13.20	4000	138	23
Rio Brown brushed Atmosphere finishing board 23x138x4000 mm	SIPLCH1801	3760102970812	13.20	4000	138	23
Belem Grey brushed Atmosphere finishing board 23x138x4000 mm	SIPLCH1603	3760102978764	13.20	4000	138	23
Cayenne Grey brushed Atmosphere finishing board 23x138x4000 mm	SIPLCH1604	3760102978771	13.20	4000	138	23
Ushuaia Grey brushed Atmosphere finishing board 23x138x4000 mm	SIPLCH1605	3760102978788	13.20	4000	138	23
Sao Paulo Brown brushed Atmosphere finishing board 23x138x4000 mm	SIPLCH1601	3760102978740	13.20	4000	138	23
Lima Brown brushed Atmosphere finishing board 23x180x4000 mm	SIPLCH1806	3760102970867	17.20	4000	180	23
Rio Brown brushed Atmosphere finishing board 23x180x4000 mm	SIPLCH1807	3760102970874	17.20	4000	180	23
Belem Grey brushed Atmosphere finishing board 23x180x4000 mm	SIPLCH1803	3760102970836	17.20	4000	180	23
Cayenne Grey brushed Atmosphere finishing board 23x180x4000 mm	SIPLCH1804	3760102970843	17.20	4000	180	23
Ushuaia Grey brushed Atmosphere finishing board 23x180x4000 mm	SIPLCH1802	3760102970829	17.20	4000	180	23
Sao Paulo Brown brushed Atmosphere finishing board 23x180x4000 mm	SIPLCH1805	3760102970850	17.20	4000	180	23
LED power supply	SILED1501	3760102977606	0.55			
White decking LED, 23x50x2000 mm without power supply	SILED1501	3760102977613	3.50	2000	50	23
Box of 4 solar floor lights, dia. 34 mm	SILED1801	3760102972151	0.20			
Natural anodised aluminium corner profile 37x74x2000 mm	SICOALU1101	3760102972755	1.11	2000	74	37
Non-slip insert, aluminium	SIANTI1301	3760102975381	2.10	2000	45	24
Light Brown stainless steel screws, 5x50 mm - Blister of 50	SIVIS1702	3760102978962	0.20	118	68	30
Dark Brown stainless steel screws, 5x50 mm - Blister of 50	SIVIS1701	3760102978955	0.20	118	68	30
Dark Grey stainless steel screws, 5x50 mm - Blister of 50	SIVIS1703	3760102978979	0.20	118	68	30
Light Grey stainless steel screws, 5x50 mm - Blister of 50	SIVIS1704	3760102978986	0.20	118	68	30
Light Brown stainless steel screws, 5x50 mm - Blister of 150	SIVIS1502	3760102977415	0.63	245	75	35
Dark Brown stainless steel screws, 5x50 mm - Blister of 150	SIVIS1501	3760102977408	0.63	245	75	35
Dark Grey stainless steel screws, 5x50 mm - Blister of 150	SIVIS1504	3760102977439	0.63	245	75	35
Light Grey stainless steel screws, 5x50 mm - Blister of 150	SIVIS1503	3760102977422	0.63	245	75	35
Stainless steel butting clips - Packet of 10	SICLIP0502	3760102970157	0.30			
Stainless steel start and end clips - Packet of 10	SICLIP0601	3760102970171	0.13			
Black aluminium removable clips + stainless steel screws - Packet of 10	SICLIP1601	3760102978139	0.08			
Single fastening clips - Box of 360 without screws	SICLIP1901	3701347200005	6.00			
Single fastening clips and stainless steel screws - Box of 360	SICLIP0801	3760102971710	6.60			
Single fastening clips and stainless steel screws - Packet of 30	SICLIP0501	3760102970058	0.54			
Black Invisiclip 10x10x80 mm, Packet of 30	SICLIP1902	3701347200494	0.10			

## Draw up a decking estimate



Log on to [www.silvadec.com](http://www.silvadec.com)!

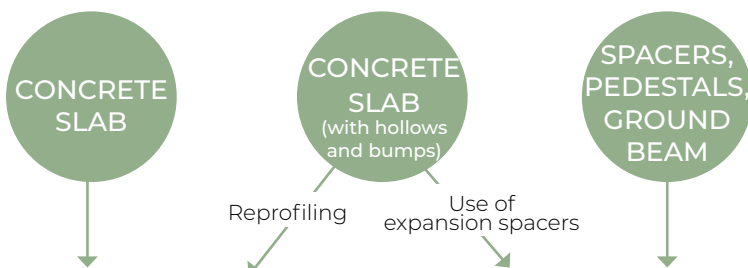
To make things easier, we've provided a user-friendly online tool to run the combination calculations, so your project estimate is just a few clicks away!

### KEY STAGES FOR ESTIMATING ALL THE COMPONENTS NEEDED TO BUILD YOUR DECKING

#### STEP 1

##### SELECTING JOISTS

The choice of joists depends on which type of substrate is used.



##### Joists made of SILVADEC® composite or solid wood

You can only choose Silvadec® composite joists if installing onto a concrete slab. The joists are simply laid on the support. They are not to be fixed to the substrate (floating installation). The finished decking surface will be 7.3 cm above the slab. If the decking has to be higher, use expansion spacers and solid wood joists, which will be fixed to the substrate.

##### Joists made of Silvadec® aluminium or wood (class 4 or exotic wood)

Solid wood joists must be fixed to the substrate.

#### STEP 2

##### SELECTING BOARDS

You can choose the colour and finish of the deck boards from our wide range of Elegance, Emotion and Atmosphere composite boards.

#### STEP 3

##### CHOOSE THE DECKING FINISH

You can finish off your decking by hiding the joists and the ends of the boards with fascia boards, finishing boards or aluminium corner profiles. Like the deck boards, the fascia boards and the finishing boards are brushed on one side and also on one edge (installed so that the brushed side is visible). Use special composite screws to fasten them.



##### For 1 m<sup>2</sup> of 138 mm-wide deck boards, use:

- 7 linear metres of boards
- 3 linear metres of joists
- 18 single fastening clips



##### For 1 m<sup>2</sup> of 180 mm-wide deck boards, use:

- 5.4 linear metres of boards
- 3 linear metres of joists
- 14 single fastening clips

# Our fences








## Elegance fencing board: adopt authenticity

Our Elegance fencing board gives a decorative charm to outdoor spaces, for a **natural and modern** garden. With its hollow core form, it is light and easy to handle.



The Elegance fencing board is compatible with the full range of design panels and accessories made of powder-coated, Qualicoat®-certified aluminium.

This means you can create original, functional Elegance fencing to suit any project you have in mind; choose the height, width, fixing method, etc.

Our fences can suit any type of ground and withstand strong winds. Our fencing is guaranteed to resist winds of up to 100 km/h. It can have an installation height of up to 1.80 m.

### + Points

Rot-resistant  
Does not fade to grey like solid wood  
It requires no treatment, only regular cleaning  
Guaranteed for 25 years\*


### TECHNICAL CHARACTERISTICS

- Dimensions in mm: 21 x 150 x 1783  
Tolerances:  
width and thickness: +/-2 mm  
length: +/-5 mm.
- Stacked working dimensions in mm:  
21 x 146 x 1783

\* Terms of the warranty can be downloaded from [www.silvadec.com](http://www.silvadec.com)



A bronzing phenomenon, entirely natural and temporary, will cause the boards to turn yellow when first exposed to UV rays. After a few weeks outdoors exposed to UV and rain, they will revert to their original colour!  
(see p. 68)



**Elegance fencing** temporarily bronzes at the start of use, and **needs regular cleaning**.

#### Colours and finishes available

	Exotic Brown	Anthracite Grey
Grooved finish on 1 side		
Smooth finish on 1 side		

#### USES

**N.B.:** This board is not suitable for use on a dwarf wall. If installing on a dwarf wall, choose the Atmosphere fencing board.






## Atmosphere fencing board: say yes to technical innovation!

**Our Atmosphere fencing board** is characterised by a protective envelope of polymer material which gives it exceptional qualities in terms of usage and comfort.

It is several times more resistant to UV rays and stains. Its colour stays intense and it is cleaned with a simple wipe of a sponge! Customise your Atmosphere fence with the range of design panels and accessories made of powder-coated, Qualicoat®-certified aluminium.

The Atmosphere board is hollow core, suitable for vertical use in a fence.

Our fences can suit any type of ground and withstand strong winds. Our fencing is guaranteed to resist winds of up to 100 km/h. It can have an installation height of up to 1.80 m.



### + Points

A permanent colour,  
resistant to shade  
variations  
No temporary bronzing  
Stain resistant  
Easy maintenance  
Guaranteed  
for 25 years\*

### TECHNICAL CHARACTERISTICS

- Dimensions in mm: 21 x 150 x 1783  
Tolerances:  
width and thickness: +/- 2 mm  
length: +/- 5 mm.
- Stacked working dimensions in mm:  
21 x 146 x 1783

*\* Terms of the warranty can be downloaded  
from [www.silvadec.com](http://www.silvadec.com)*





**Colours available**

Light  
Brown

Dark  
Brown

Anthracite  
Grey

Light  
Grey



1 side smooth finish, 1 side embossed finish

**USES**

Can be  
installed on  
a dwarf wall





## Aluminium fencing board: choose modern and modular for your fence



Our fencing board made of powder-coated, Qualicoat®-certified aluminium, guaranteed for 10 years, is a long-lasting structural element. It offers many configuration options so you can give creativity a free hand!

This modularity enables it to be tailored to the estate regulations, which may require openwork fences. Our aluminium panels can be built into a Silvadec® composite fence.

The panels can be installed in solid or openworked fashion, the latter by using dividers. The dividers have a height of 15 mm, and you can stack them as you wish, thereby creating your own custom fence.



### TECHNICAL CHARACTERISTICS

- Dimensions in mm: 21 x148 x1797  
Stacked working dimensions in mm: 21 x146 x 1797
- Dividers supplied separately
- Possible height: up to 1.80 m

### + Points

Compatible with  
all Silvadec® accessories  
and design panels  
"Solid" or openworked  
installation  
Easy maintenance  
Recyclable  
Guaranteed  
for 10 years\*

### Colours and finishes available

Anthracite Grey (RAL 7016 matt)    Metal Grey (RAL 7042 matt)    White (RAL 9016 matt)


Sanded  
finish




\* Terms of the warranty can be downloaded from [www.silvadec.com](http://www.silvadec.com)

## Make up your own fencing

Aluminium fencing boards and the optional 15 mm dividers can be used to form several types of panels up to 1.80 m in height.



*Presentation example:  
3 x 15 mm powder-coated  
aluminium dividers*



	Height (m)	Fixture	Gap (mm)	No. of aluminium boards	No. of dividers
1	1.80	Embedded	30	10	40
2	1.80	Embedded	15	11	20
3	1.50	Embedded	15	9	20
4	1.50	Post support	45	8	40
5	1.20	Post support	30	7	22
6	0.60	Embedded	0	4	0
7	1.80	Embedded	30	11	22
8	1.80	Embedded	0	12	0
9	1.80	Embedded	45	10	38





**New products 2021:**  
All design panels are also available in white.

## Our fencing design panels: expand the possibilities

With the Silvadec® design panels, you'll discover real **made-to-measure** solutions to meet your landscaping needs, for a modern fence and customised garden!

Our aluminium design panels can be inserted at any height on the fence, slotting easily between two composite fencing boards. One aluminium design panel is the same height as 2 composite boards.

### > THE AMBIANCE OF PLANTS



#### PLANT MOTIF DESIGN PANEL IN ALUMINIUM

Fine, tapered grass styling in this lightly openworked design panel brings a touch of freshness, privacy and well-being to the heart of the garden.

· Dimensions in mm: 321 x 1783



#### Colours and finishes available

Anthracite Grey  
(RAL 7016 matt)

Metal Grey  
(RAL 7042 matt)

White  
(RAL 9016 matt)

Sanded finish



#### BOTANICAL PANEL

Modular, pleasant and customisable, our galvanised steel trellis offers multiple possibilities to **bring greenery into a fence!** This unique decorative panel fits perfectly into the environment of your garden, on Silvadec posts®.

· Dimensions in mm: 800 x 1800

· Supplied as a single unit, without plants. Select your plants based on their colour, density and flowering, and on the fence exposure, weather conditions, etc.! We recommend that you choose evergreen or deciduous climbing plants, vines and twining plants (e.g. Asarina, Clematis, Winter Jasmine, Honeysuckle or Climbing rose, etc.).



## > MINERAL ATMOSPHERE

### MINERAL MOTIF DESIGN PANEL IN ALUMINIUM

Our openwork design panel allows light to shine through, while its rounded shapes will bring harmony to your outside space.

- Dimensions in mm: 321 x 1783

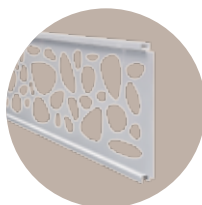
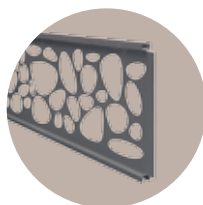
#### Colours and finishes available

Anthracite Grey  
(RAL 7016 matt)

Metal Grey  
(RAL 7042 matt)

White  
(RAL 9016 matt)

Sanded  
finish



### THE MINERAL GABION PANEL

Decidedly modern, our Gabion design panel fits harmoniously into the fencing. It can be filled with gravel of whatever colour you choose.

- Double-skin galvanised steel grille with 4 reinforcing struts between the two walls for the full height of the panel
- The panel is inserted between two Silvadec® posts, and the top rail and connectors are added for the installation
  - Supplied as a single unit, without filling
  - Top rail and connectors sold separately
  - 125 to 150 kg of gravel are needed to fill a panel to the top. Recommended gravel grade: 15 x 25 mm
  - Dimensions in mm: 800 x 1800
  - Wire Ø 4 mm (vertical) and Ø 2 mm (horizontal)
  - Mesh: 12 x 100 mm



## > CONTEMPORARY STYLE

### URBAN MOTIF DESIGN PANEL IN ALUMINIUM

Combining elegantly with our composite boards, this design panel offers a modern and refined style suitable for all outdoor environments.

· Dimensions in mm: 321 x 1783



*Dark Brown Atmosphere fencing board, with Anthracite Grey design panel and accessories*



#### Colours and finishes available

Anthracite Grey  
(RAL 7016 matt)

Metal Grey  
(RAL 7042 matt)

White  
(RAL 9016 matt)

Sanded finish



*Atmosphere fencing board, Light Brown Glass design panel with Anthracite Grey accessories*

### GLASS DESIGN PANEL


- **Frosted glass version:** Being slightly opaque, this on-trend design panel allows light to shine through while also serving as a screen to ensure total privacy.
- **Transparent glass version:** entirely transparent, this design panel serves as a windbreak and provides your fencing with a bright and refined touch.

- Dimensions in mm: 432 x 1783
- Framing rails made of primary aluminium

#### Finishes available

Frosted

Transparent



One glass design panel replaces 3 stacked fencing boards. It can be inserted at any height on the fencing, and is framed by two rails.

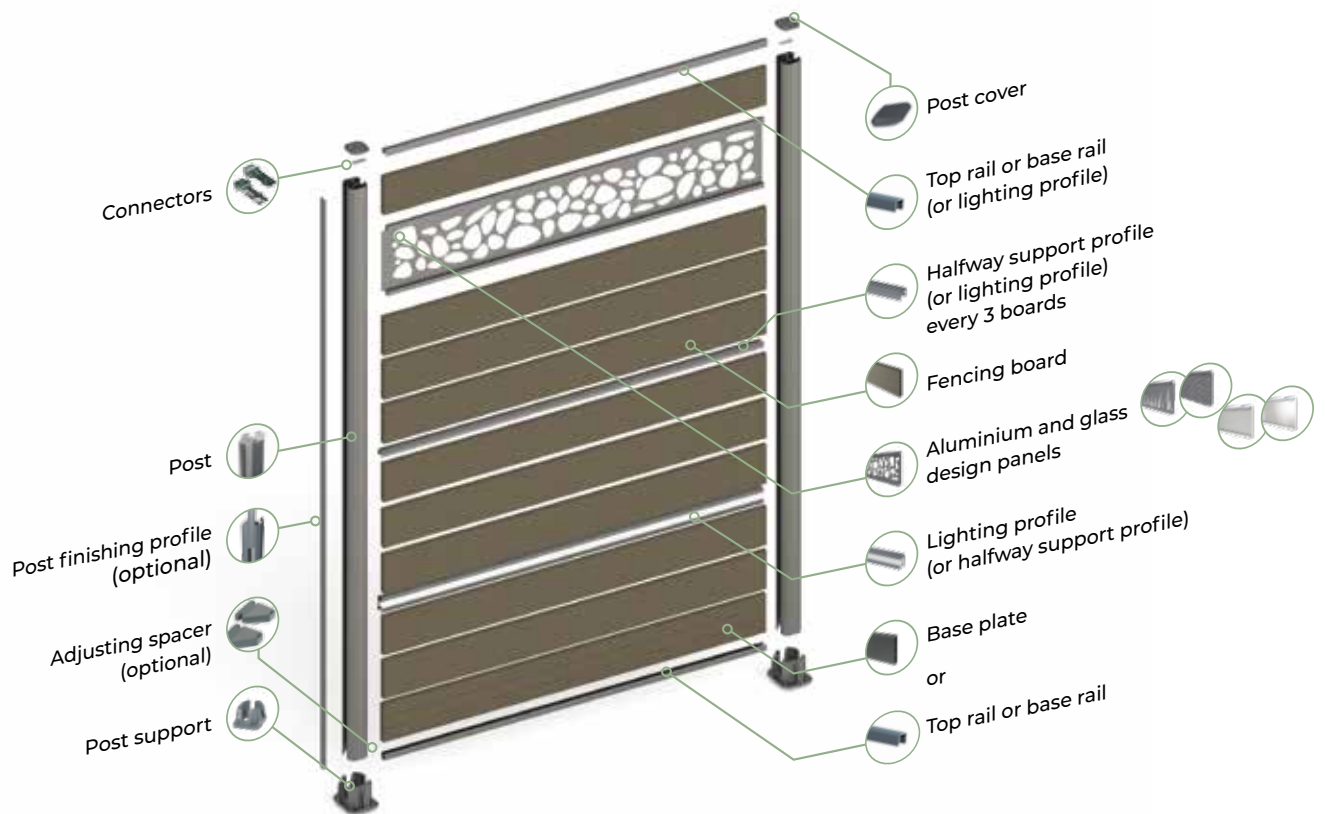


## Accessories to create your fencing

Silvadec offers a wide range of fencing accessories. Sanded aluminium accessories are powder-coated and **Qualicoat®-certified**.

### + Points

**Sanded finish aluminium:**  
greater resistance to impacts and scratches



### Colours and finishes available

Anthracite Grey (RAL 7016 matt)    Metal Grey (RAL 7042 matt)    White (RAL 9016 matt)

Sanded finish



The fence withstands wind speeds of 100 km/h. It can have an installation height of up to 1.80 m.

## > ALUMINIUM ACCESSORIES


The range of powder-coated, Qualicoat®-certified aluminium accessories, with sanded matt finish and an innovative and unique design, offers you myriad options for customising a fence.



### 3-IN-1 HIGH-WIND POST


- It is positioned at the start, middle and end of the fence
- Can be cut to a maximum of 1845 mm for installation on a post support
- The removable tab converts it into a corner post or enables installation of a fence post LED
- Dimensions in mm: 70 x 64 x 1260 and 70 x 64 x 2315

*Produced in Anthracite Grey sanded, length 2800 mm, to be put in the ground (embedding depth 1 m) - consult us for more info.*




### DOUBLE-SHELL POST SUPPORT

- Dedicated post support for 3-in-1 high-wind post, for improved post hold
- Dimensions in mm: 108 x 133 x 83
- For a max. height of 1845 mm




### POST COVER

- Dimensions in mm: 65 x 70




### WALL START SEMI-POST

- This half-moon post is used for starting the fence against a wall, guaranteeing an elegant finish.
- Start post dimensions in mm: 70 x 35 x 1845




### WALL START SEMI-POST COVER

- Dimensions in mm: 70 x 35




### TOP RAIL OR BASE RAIL

- Each panel must have two rails mounted horizontally, one at the top and one at the bottom of the fencing
- Dimensions in mm: 26 x 30 x 1736



### HALFWAY SUPPORT PROFILE

- At least one halfway support profile must be inserted every three boards.
- Dimensions in mm: 23.3 x 24 x 1736



### BASE PLATE

- Attractive, lightweight and easy to install, it simplifies any installation on sloping ground and immediately creates a flat surface for installing the fencing. Replaces a base rail and prevents the first board from coming into contact with the ground.
- Matches the posts
- Ultra lightweight compared to its concrete equivalent
- Dimensions in mm: 21 x 153 x 1798




Compatible with the aluminium fencing board as long as a halfway support profile is inserted



### POST FINISHING PROFILE

- To give the fence an elegant finish
- Dimensions in mm: 27 x 9.5 x 1815



### DIVIDERS

- For openworking aluminium fence boards; not compatible with the Silvadec® composite boards
- Dimensions in mm: 15
- Packet of 22 dividers

### Colours and finishes available

Anthracite Grey  
(RAL 7016 matt)


Metal Grey  
(RAL 7042 matt)

White  
(RAL 9016 matt)

Sanded finish








### ADJUSTING SPACER

- In zamac
- Used to raise the boards and adjust their level on an uneven surface
- Dimensions in mm: 30 x 45 x 15




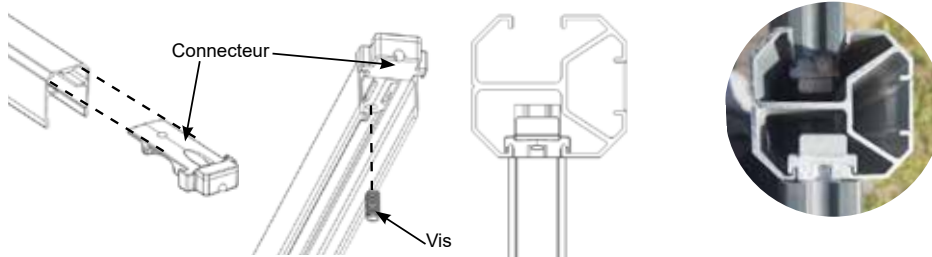
*Insert the adjusting spacer into the slot in the post, then slide it along the post to the desired height, pressing on the post's flat interior surface. The adjusting spacer will be locked with the weight of the boards.*



### CONNECTORS FOR TOP RAIL

#### AND LIGHTING PROFILE

- The connectors ensure vertical positioning of the post and the centre-to-centre distances
- Simplified installation
- Set screws are used to secure the top rail, and countersunk screws secure the lighting profile.



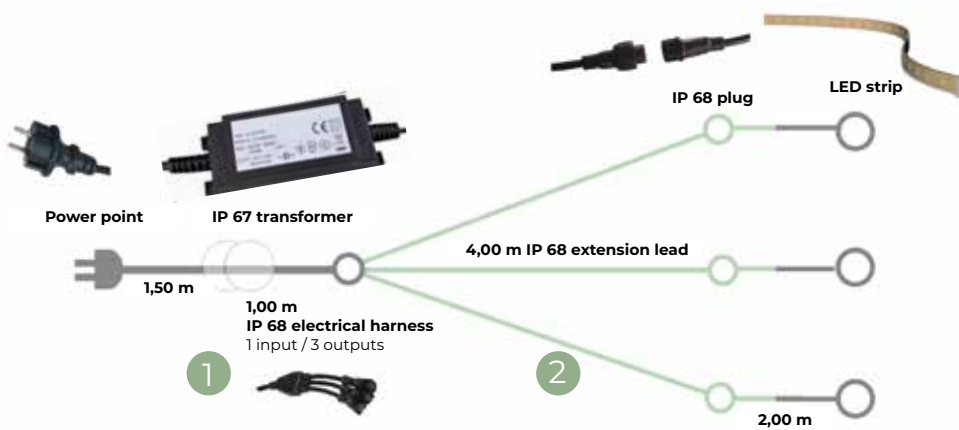
### LIGHTING PROFILE

- Inserted between the fencing boards. It replaces a base rail, halfway support profile or top rail to give Silvadec® fencing an original finish.
  - Can be adapted to any fence configuration, due to its adjustable length
  - It is very easy to install, and is completely waterproof to standard IP67 (for the power supply) and IP68 (for the LED strip)
  - Order with an LED power supply, to which up to 3 LEDs can be connected
  - Dimensions in mm: 27 x 58 x 1736
- Available in Anthracite Grey and Light Grey only



### FENCE POST LED

- Easy to slot into the position provided for the post finishing profile
- Provides warm fencing lighting, and is completely waterproof according to standard IP67 (for the power supply) and IP68 (for the LED strip)
- Order with an LED power supply, to which up to 3 LEDs can be connected
- Dimensions in mm: 24 x 24 x 1835



### The Silvadec fencing LED system consists of two items

- 1 A general power supply which includes a main plug, a power transformer (IP67) and a multipoint connector to which up to 3 LEDs can be connected.
- 2 A fencing LED (post LED or lighting profile) comprising: a 4-metre extension lead; an LED strip (IP68) and a diffuser strip; the strips can be cut to the desired length.





## The door range: a secure fence opening, in harmony with its setting



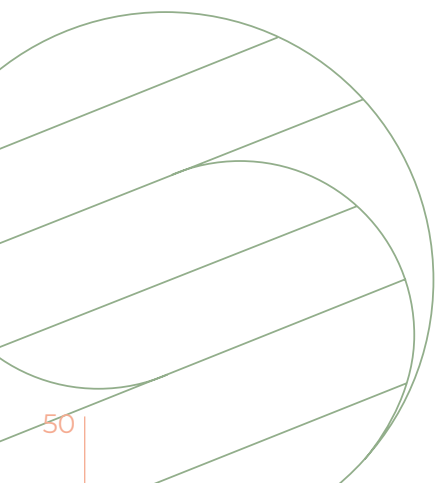
Silvadec is enhancing its fence range, by offering a door that can be installed within a Silvadec® fence or between two brick pillars.

The right-hand solid-leaf door, made from aluminium, comprises two parts, sold separately:

- the door (leaf, striker, handle and hinges),
- the door post, sold individually.

### TECHNICAL CHARACTERISTICS

- Leaf dimensions in mm:  
1000 (w) x 1682 (h) x 40 (thk)
- Post dimensions in mm: 100 x 100 x 2315
- Width between posts: 1040 mm
- Clearance: 92 cm  
(standard on accessibility for people with reduced mobility: > 83 cm)





## Colours and finishes available

Anthracite Grey  
(RAL 7016 matt)

Sanded  
finish



## + Points

Compatible with the  
aluminium fence and  
accessories range  
Meets the standard on  
accessibility for people with  
reduced mobility  
Easy maintenance

## USES

- Install directly  
between two brick  
pillars
- Install on posts to  
make an opening  
in a fence



# Fencing: key stages in installation



Estimated time required to install a fence:

- On post supports:  
5.4 linear metres/hour with 2 people
- Posts embedded in concrete:  
3.6 linear metres/hour with 2 people

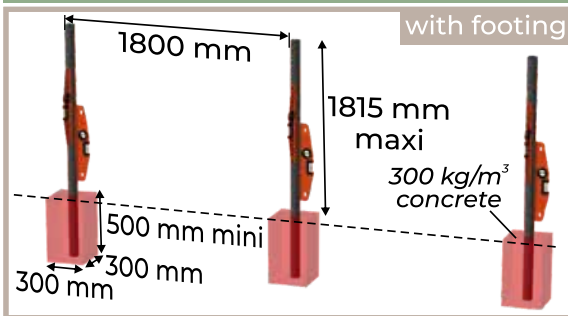


This document offers a preview of the instructions for installing fencing, all parts of which must be strictly followed. The installation instructions (ref. PU11 for composite and ref. PU36 for aluminium) are available for download at [www.silvadec.com](http://www.silvadec.com)

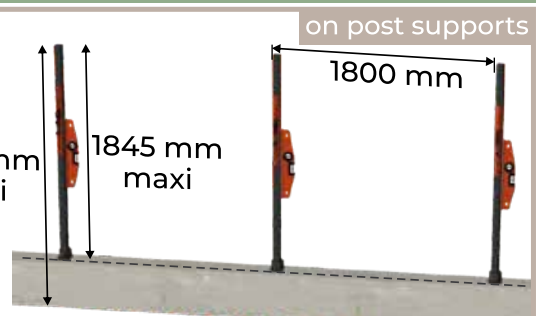
## Board storage



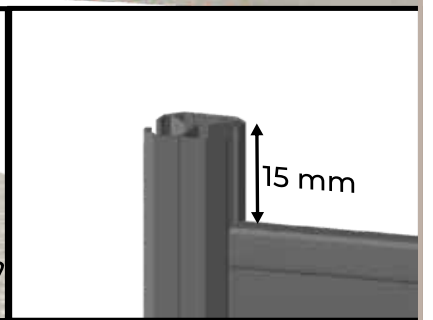
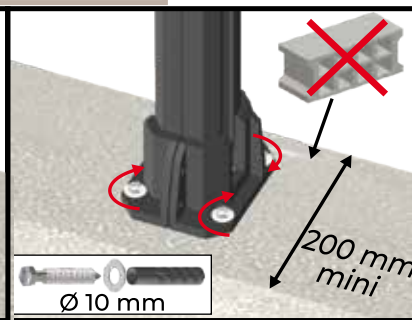

## Installing the posts



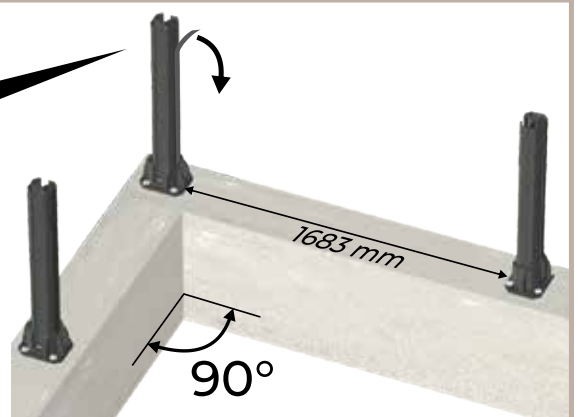
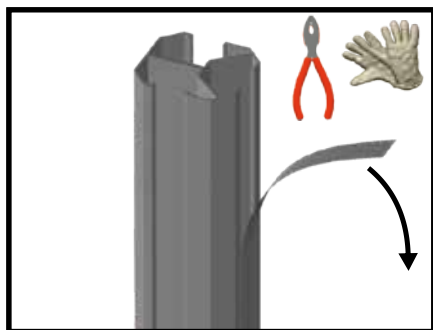
with footing



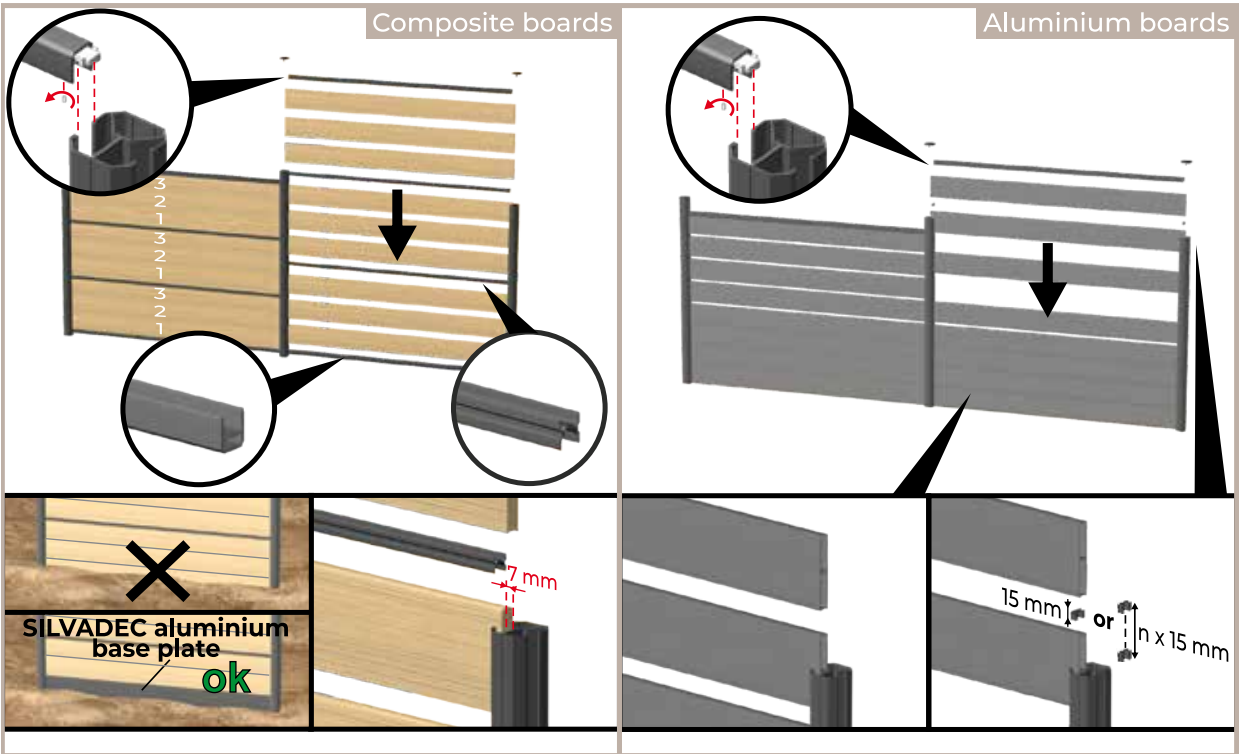
on post supports




## Corners



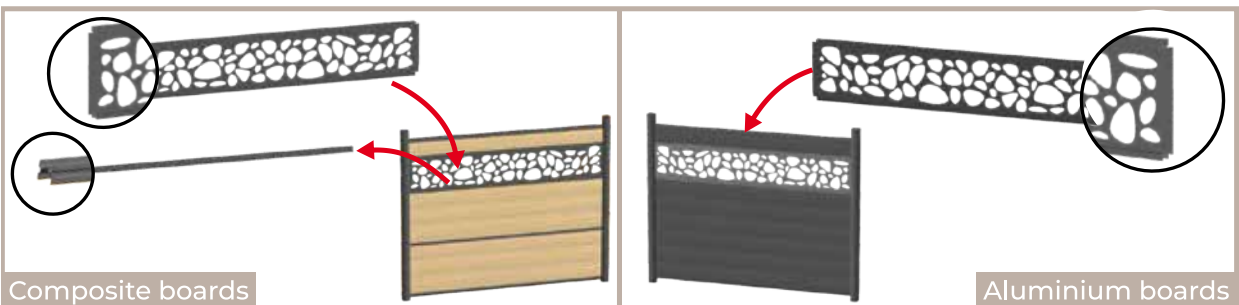
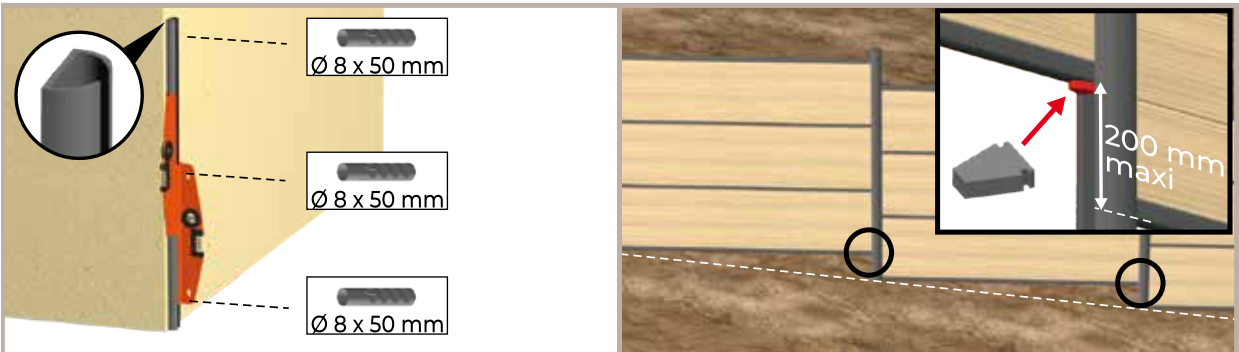
## Board installation



## Finishes



## Options





Item description	Part code	Barcode no.	Wt/unit kg	Lgth mm	Width mm	Hght (or thk) mm
<b>FENCING BOARDS - minimum order: 1 item</b>						
Elegance fencing board, Exotic Brown 21x150x1783 mm	SICLOT0902	3760102971017	4.46	1783	150	21
Elegance fencing board, Anthracite Grey 21x150x1783 mm	SICLOT0906	3760102971390	4.46	1783	150	21
Atmosphere fencing board, Light Brown 21x150x1783 mm	SICLOT1401	3760102976494	4.28	1783	150	21
Atmosphere fencing board, Dark Brown 21x150x1783 mm	SICLOT1402	3760102976500	4.28	1783	150	21
Atmosphere fencing board, Anthracite Grey 21x150x1783 mm	SICLOT1404	3760102976470	4.28	1783	150	21
Atmosphere fencing board, Light Grey 21x150x1783 mm	SICLOT1403	3760102976487	4.28	1783	150	21
Sanded aluminium fencing board, Anthracite Grey 21x148x1797 mm	SICLOTALU1801	3760102972038	2.40	1797	148	21
Sanded aluminium fencing board, Anthracite Grey 21x148x1797 mm	SICLOTALU2001	3701347200500	2.40	1797	148	21
Sanded aluminium fencing board, White 21x148x1797 mm	SICLOTALU2002	3701347200814	2.40	1797	148	21

<b>FENCING DESIGN PANELS - minimum order: 1 item</b>						
Anthracite Grey plant motif design panel, sanded 321x1783 mm	SIDCOR1608	3760102978412	3.50	1783	321	24
Light Grey plant motif design panel, sanded 321x1783 mm	SIDCOR1606	3760102978399	3.50	1783	321	24
White plant motif design panel, sanded 321x1783 mm	SIDCOR2002	3701347200784	3.50	1783	321	24
Botanical panel 800x1800mm	SIDCOR1616	3760102978498	4.00	1800	800	75
Anthracite Grey mineral motif design panel, sanded 321x1783 mm	SIDCOR1604	3760102978375	2.50	1783	321	24
Light Grey mineral motif design panel, sanded 321x1783 mm	SIDCOR1602	3760102978351	2.50	1783	321	24
White mineral motif design panel, sanded 321x1783 mm	SIDCOR2001	3701347200791	2.50	1783	321	24
Gabion panel 800 x 1800mm	SIDCOR1801	3760102972014	13.20	1800	800	40
Anthracite Grey urban motif design panel, sanded 321x1783 mm	SIDCOR1612	3760102978450	3.50	1783	321	24
Light Grey urban motif design panel, sanded 321x1783 mm	SIDCOR1610	3760102978436	3.50	1783	321	24
White urban motif design panel, sanded 321x1783 mm	SIDCOR2003	3701347200777	3.50	1783	321	24
Frosted glass design panel 432 x 1783 mm	SIDCOR1613	3760102978467	13.00	1783	432	21
Transparent glass design panel 432 x 1783 mm	SIDCOR1614	3760102978474	13.00	1783	432	21

<b>FENCING ACCESSORIES in SANDED aluminium - Minimum order: 1 item</b>						
Anthracite Grey 3-in-1 high-wind post, sanded, 1260 mm	SIPOT1405	3760102976722	2.35	1260	70	64
Anthracite Grey 3-in-1 high-wind post, sanded, 2315mm	SIPOT1406	3760102976739	4.32	2315	70	64
Metal Grey 3-in-1 high-wind post, sanded, 1260 mm	SIPOT1403	3760102976708	2.35	1260	70	64
Metal Grey 3-in-1 high-wind post, sanded, 2315mm	SIPOT1404	3760102976715	4.32	2315	70	64
White 3-in-1 high-wind post, sanded, 1260 mm	SIPOT2001	3701347200715	2.35	1260	70	64
White 3-in-1 high-wind post, sanded, 2315mm	SIPOT2002	3701347200708	4.32	2315	70	64
Anthracite Grey aluminium double-shell post support, sanded	SIPLAT1402	3760102976791	0.71	133	107	83
Metal Grey aluminium double-shell post support, sanded	SIPLAT1401	3760102976784	0.71	133	107	83
White aluminium double-shell post support, sanded	SIPLAT2001	3701347200722	0.71	133	107	83
Sanded Anthracite Grey post cover	SICHAP1402	3760102976814	0.07	74	70	18
Sanded Metal Grey post cover	SICHAP1401	3760102976807	0.07	74	70	18
Sanded White post cover	SICHAP2001	3701347200845	0.07	74	70	18
Anthracite Grey wall-fixed semi-post, sanded, 1845 mm	SIPOT1801	3760102972021	1.60	1845	70	35
Metal Grey wall-fixed semi-post, sanded, 1845mm	SIPOT1802	3760102972052	1.60	1845	70	35
White wall-fixed semi-post, sanded, 1845mm	SIPOT2004	3701347200685	1.60	1845	70	35
Semi-post-cover for sanded Anthracite Grey wall-fixed post	SICHAP1801	3760102972212	0.05	72	32	21
Semi-post-cover for sanded Metal Grey wall-fixed post	SICHAP1802	3760102972489	0.05	72	32	21
Semi-post-cover for sanded White wall-fixed post	SICHAP2002	3701347200838	0.05	72	32	21
Top rail or base rail, Anthracite Grey, sanded 26x30x1736 mm	SILISHB1901	3701347200340	0.60	1736	30	26
Top rail or base rail, Metal Grey, sanded 26x30x1736 mm	SILISHB1902	3701347200357	0.60	1736	30	26
Top rail or base rail, White, sanded 26x30x1736 mm	SILISHB2001	3701347200746	0.60	1736	30	26

Item description	Part code	Barcode no.	Wt/unit kg	Lgth mm	Wdth mm	Hght (or thk) mm
Halfway support profile, Anthracite Grey, sanded 1736mm	SILISINT1402	3760102976777	0.47	1736	23	24
Halfway support profile, Metal Grey, sanded 1736mm	SILISINT1401	3760102976760	0.47	1736	23	24
Halfway support profile, White, sanded 1736mm	SILISINT2001	3701347200739	0.47	1736	23	24
Base plate, Anthracite Grey, sanded 1797mm	SICLOT1422	3760102976869	3.03	1797	153	21
Base plate, Metal Grey, sanded 1797mm	SICLOT1421	3760102976845	3.03	1797	153	21
Base plate, White, sanded 1797mm	SICLOTSB2001	3701347200807	3.03	1797	153	21
Anthracite Grey post finishing profile, sanded 27x9.5x1845 mm	SIPOT1408	3760102976838	0.39	1845	27	10
Metal Grey post finishing profile, sanded 27x9.5x1845 mm	SIPOT1407	3760102976821	0.39	1845	27	10
White post finishing profile, sanded 27x9.5x1845 mm	SIPOT2003	3701347200692	0.39	1845	27	10
Sanded Anthracite Grey 15 mm dividers for aluminium fencing board - Packet of 22	SIENT1801	3760102972168	0.08			
Sanded Metal Grey 15 mm dividers for aluminium fencing board - Packet of 22	SIENT2002	3701347200753	0.08			
Sanded White 15 mm dividers for aluminium fencing board - Packet of 22	SIENT2001	3701347200760	0.08			
Anthracite Grey adjusting spacers - Blister pack of 2	SICALE1701	3760102978900	0.12			
Top rail connectors kit - Blister pack of 2	SILISCO1301	3760102975510	0.25			
Lighting profile, Anthracite Grey, sanded 1736 mm (without power supply)	SILISLUM1505	3760102977675	1.70	1736	23	60
Lighting profile, Metal Grey, sanded 1736 mm (without power supply)	SILISLUM1504	3760102977668	1.70	1736	23	60
Fence post LED without power supply	SILED1501	3760102977620	3.00			

#### SANDED aluminium DOOR - minimum order: 1 item

Door structure, Anthracite Grey, sanded 1000x1682 mm	SIPORT1901	3701347200432	40.00	1682	1000	
Post for aluminium door 100x100x2315 mm	SIPORTPOT1901	3701347200449	10.00	2315	100	100





## Draw up a fencing estimate



Log on to [www.silvadec.com](http://www.silvadec.com)!

To make things easier, we've provided a user-friendly online tool to run the combination calculations, so your project estimate is just a few clicks away!

### PRACTICAL INFORMATION ON SPECIFIC FENCE INSTALLATIONS

1

#### Customising your fence



One aluminium design panel replaces 2 fencing boards.



One glass design panel replaces 3 fencing boards.

2

#### Fence with a right angle



For each corner, add a post finishing profile.

3

#### Fence with one or more non-90° angles



The number of posts must be doubled when using non-90° angles. For each doubled post, remember to add a post cover, 2 post finishing profiles and possibly an extra post support, as required.




# Our cladding types





## The sun shade: where aesthetics meet comfort



Choose our Silvadec® sun shade to enhance the comfort of a living space by modifying the brightness and temperature. Reduce direct solar radiation into the building, and **regulate heat while letting light in.**

Our **modular solution, comprised of composite with an aluminium reinforcement**, works in different configurations, whether on a cladding or a free-standing structure. It offers you considerable freedom of installation to create an aesthetic and functional architectural whole.

### TECHNICAL CHARACTERISTICS

**Composite board, cross-section 50 x 80 mm, including aluminium reinforcement with cross-section 30 x 20 x 2 mm**

- The board is brushed on one side only (width 80 mm) and must be installed with the brushed side showing.
- Length: 4 m
- Weight of a profile: • 3.40 kg per linear metre

#### Finishing cover for sun shade board

- Powder-coated aluminium
- Attractive finish allowing the boards to be ventilated
- Screw-fixed
- Dimensions in mm: 80 x 54 x 15

#### Colours available

Exotic Brown  
(RAL 8016 matt)\*\*

Anthracite Grey  
(RAL 7021)\*\*



### + Points

Doesn't grey over time  
Resistant to insects and fungi  
Long-lasting colour  
Aligns with the initiatives mentioned in French Thermal Regulation RT2012  
Guaranteed for 25 years\*

\*Terms of the warranty can be downloaded from [www.silvadec.com](http://www.silvadec.com)


\*\*RAL colour equivalents are valid for the covers only



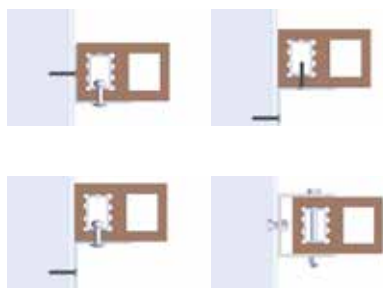
## OUR ADVICE ON INSTALLATION

It is essential that the fixing used to install the sun shade board is applied to the aluminium reinforcement.

The sun shade can be installed horizontally or vertically, ensuring that the interval does not exceed 2 m, with at least 3 fixing points per board. The boards can also be installed overhead to form a pergola.



**When the boards are oriented vertically in a cladding configuration,** "through-screws" for metal may be used (see diagram opposite). Use screws with minimum  $\varnothing$  6 mm and follow the pre-drilling instructions.



**When the boards are oriented horizontally in a cladding configuration,** brackets (or U-profiles) must be used for fixing.

- To fix the bracket (or U-profile) on the metal surface of the structure, use self-drilling metal screws appropriately sized for the thickness of the two parts.
- To fix the bracket (or U-profile) to the composite boards, self-tapping screws with minimum  $\varnothing$  5 mm can be used, or alternately rivets with minimum  $\varnothing$  4.9 mm.
- If using a U-profile, the boards can be bolted in place.

### Overhang


An overhang of up to 60 cm at the end of the sun shade boards is tolerated, provided that the aluminium reinforcement is present along their entire length.







## The open rhombus cladding board: opt for a modern, durable cladding requiring no treatment



Aimed at **collective housing developments, private houses** and the **non-residential sector**, the rhombus cladding board gives housing a modern lift. Our composite rhombus cladding boards are produced using a unique **co-extrusion** method, which covers the board in a layer of polymer. Whether installed horizontally or vertically, rhombus cladding stands out for its ideal technical qualities and range of on-trend colours.

This cladding is appropriately **wind-resistant**, with a classification of V4<sup>(1)</sup> (= highest performance) up to a height of 30 m<sup>(2)</sup> for a normal or exposed site.

*(1) according to the "cahier CSTB 2929" test method by France's Scientific and Technical Centre for Building · (2) according to the NV65 rules applicable to claddings in zones of mainland France (I, II, III), and French Overseas Regions and Collectivities (IV)*

### TECHNICAL CHARACTERISTICS

- Hollow core open rhombus cladding board in co-extruded composite
- Dimensions in mm: 30 x 87 x 3600 and available to measure on special order from 1 to 4 m  
Tolerances:  
width and thickness: +/- 2 mm  
length: +/-10 mm
- Weight: 1.8 kg/lm i.e. 21 kg/m<sup>2</sup>
- Range of dedicated fixing accessories

### + Points

Easy maintenance  
No treatment is required  
Permanent and uniform colour  
Guaranteed for 25 years\*

\*Terms of the warranty can be downloaded from [www.silvadec.com](http://www.silvadec.com)



**Design idea:**

you could choose tone-on-tone colours for your boards and accessories, or go for a contrasted look!



**Colours available**

Anthracite Grey

Light Grey

Cream White

Dark Brown

Light Brown



**COLOUR STABILITY**

First open rhombus cladding profiles on the market that do not fade to grey, and which guarantee durable and uniform colours regardless of corners or roof overhangs.

**NO TREATMENT REQUIRED**

The polyethylene protective layer ensures easy maintenance without treatment.

**PRACTICAL**

The production process ensures a constant level of board quality. Several possible lengths, clip-fixed.

**ECOLOGICAL**

As these boards are compatible with external thermal insulation, they are an ideal cladding solution for renovation of a dwelling or any other type of building (ITE as per DTU 41.2). The open rhombus cladding board is a harmonious inclusion on constructions aiming for High Environmental Quality (HQE) standard.




**AN ENVIRONMENTALLY FRIENDLY, 100% RECYCLABLE PRODUCT**





## Accessories to create your cladding




### START AND END PROFILE

- An alloy of Qualicoat®-certified powder-coated aluminium
- Installed horizontally at the start and end of installation, it holds the profiles in place. Under no circumstances should it be installed vertically.
- Dimensions in mm: 34 x 52.5 x 3600



### CLIPS

- Anodised aluminium
- The clip conceals the fixture, with 15 mm spacing between boards (vertical projection 0 mm).
- It is fixed directly on the cleat.
- Packet of 140 clips + screws
- Available in one colour: black



### CORNER PROFILE

- An alloy of Qualicoat®-certified powder-coated aluminium
- Vertical finishing accessory; it conceals profile expansion gaps at the ends of the wall.
- Dimensions in mm: 34 x 62.5 x 3600

### Colours available to match the boards

Anthracite Grey  
(RAL 7016)



Light Grey  
(RAL 7042)



Cream White  
(RAL 9001)




Dark Brown  
(RAL 8017)



Light Brown  
(no RAL  
correspondence)








### **INWARD / OUTWARD FACING CORNER PROFILE**

- An alloy of Qualicoat®-certified powder-coated aluminium
- Comprised of two profiles assembled together, it can be used to create an inward or outward facing corner. One is fixed on the cleats before the boards, and the other is clipped to the first to hide expansion gaps.
- Dimensions in mm: 89 x 89 x 3600




### **BUTTING PROFILE**

- An alloy of Qualicoat®-certified powder-coated aluminium
- Designed to be installed with the Silvadec® open rhombus cladding profile
- It conceals the butting gaps between profiles, for vertically aligned buttings.
- Dimensions in mm: 35 x 66 x 3600



### **JOINT COVER**

- Powder-coated aluminium alloy
- It conceals butting gaps between profiles, for offset buttings.
- Dimensions in mm: 30 x 87 x 35



### **INSTALLATION JIG**

- Indicates where you must nail into the profile, as well as the alignment of the nails on a cladding
- Dimensions in mm: 50 x 166 x 26
- Available in one colour: translucent



#### **For 1 m<sup>2</sup> of cladding, you will need:**

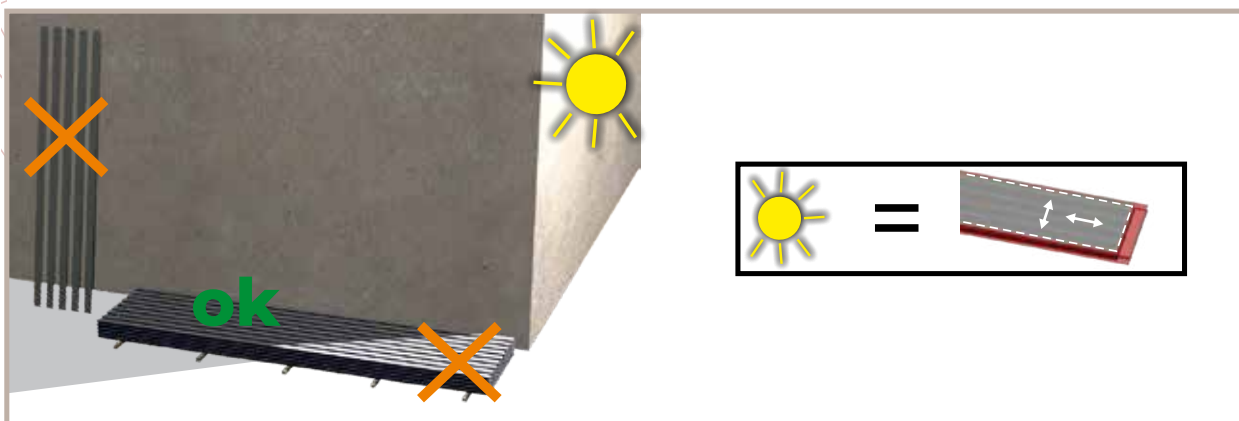
- 12 linear metres of open rhombus cladding boards
- 3 linear metres of cleats
- 28 clips + screws

# Open rhombus cladding board: key stages in installation

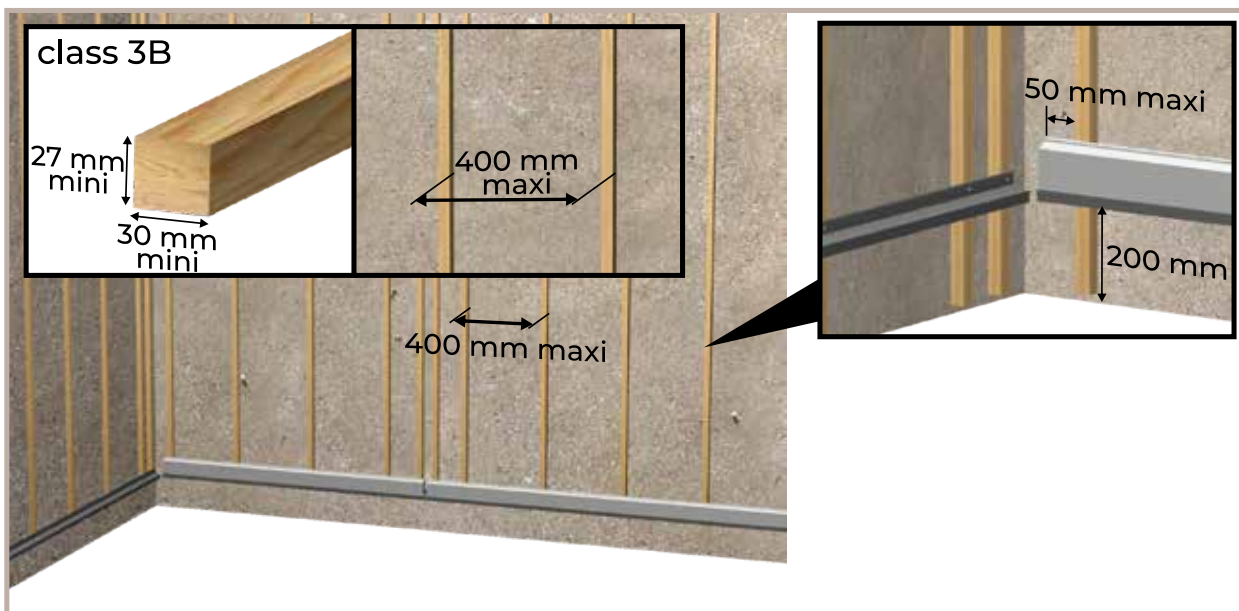


This document offers a preview of the instructions for installing open rhombus cladding, all parts of which must be strictly followed. The installation instructions (ref. PU29) are available for download at [www.silvadec.com](http://www.silvadec.com)

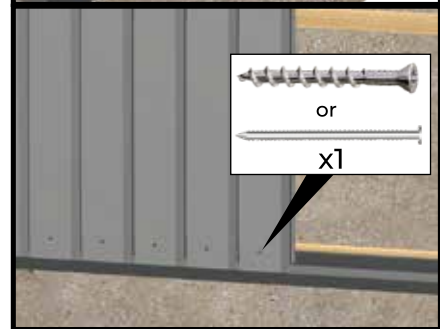
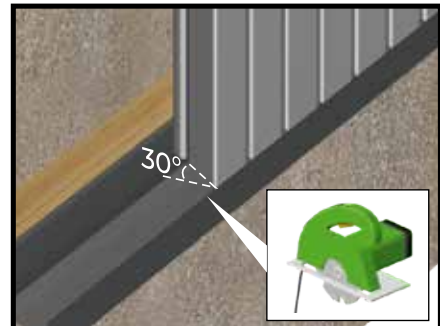
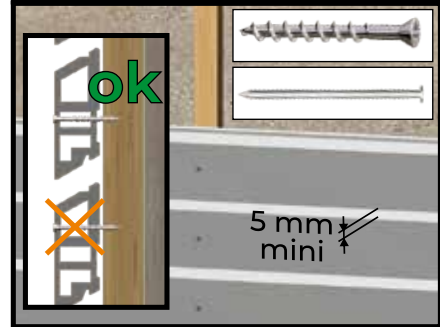
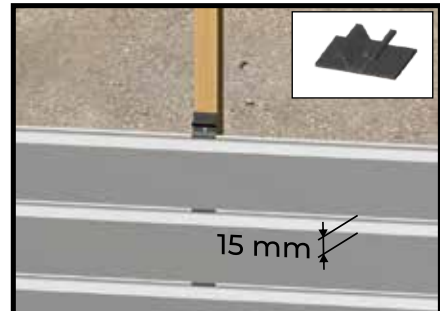
## Board storage



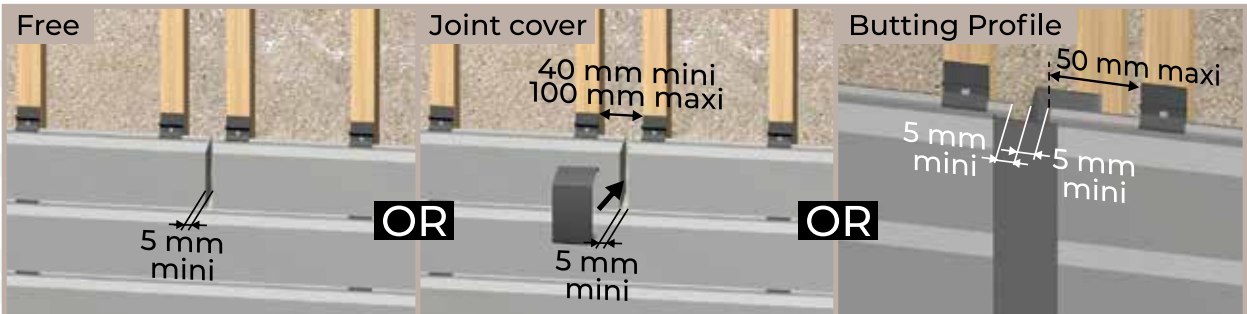
## Installing the cleats



## Installing the cladding



## Butting





Item description	Part code	Barcode no.	Wt/ unit kg	Lgth mm	Wdth mm	Hght (or thk) mm
<b>SUN SHADE BOARD - minimum order: 10 boards</b>						
Elegance sun shade, Exotic Brown, 1 brushed side 50x80x4000 mm	SIBRISOL1702	3760102978887	13.60	4000	80	50
Elegance sun shade, Anthracite Grey, 1 brushed side 50x80x4000 mm	SIBRISOL1703	3760102978894	13.60	4000	80	50
<b>SUN SHADE ACCESSORIES - minimum order: 10 boards</b>						
Sun shade finishing cover, Exotic Brown 50x80 mm	SIBRISOLCAP1802	3760102972144	0.02	80	54	15
Sun shade finishing cover, Anthracite Grey 50x80 mm	SIBRISOLCAP1801	3760102972090	0.02	80	54	15
<b>CLADDING BOARDS - minimum order: 10 boards</b>						
Atmosphere open rhombus cladding board, Cream White 30x70x3600 mm	SIBARLAM1304L3.6	3760102975701	6.30	3600	70	30
Atmosphere open rhombus cladding board, Light Brown 30x70x3600 mm	SIBARLAM1305L3.6	3760102975916	6.30	3600	70	30
Atmosphere open rhombus cladding board, Dark Brown 30x70x3600 mm	SIBARLAM1303L3.6	3760102975688	6.30	3600	70	30
Atmosphere open rhombus cladding board, Anthracite Grey 30x70x3600 mm	SIBARLAM1301L3.6	3760102975985	6.30	3600	70	30
Atmosphere open rhombus cladding board, Light Grey 30x70x3600 mm	SIBARLAM1302L3.6	3760102976081	6.30	3600	70	30
<b>CLADDING BOARDS in linear metres - minimum order: 40 lm in special lengths</b>						
Atmosphere open rhombus cladding board, Cream White 30x70 per m	SIBARLAM1304	3760102975701	1.75	1000	70	30
Atmosphere open rhombus cladding board, Light Brown 30x70 per m	SIBARLAM1305	3760102975916	1.75	1000	70	30
Atmosphere open rhombus cladding board, Dark Brown 30x70 per m	SIBARLAM1303	3760102975688	1.75	1000	70	30
Atmosphere open rhombus cladding board, Anthracite Grey 30x70 per m	SIBARLAM1301	3760102975985	1.75	1000	70	30
Atmosphere open rhombus cladding board, Light Grey 30x70 per m	SIBARLAM1302	3760102976081	1.75	1000	70	30
<b>OPEN RHOMBUS CLADDING ACCESSORIES - minimum order: 1 item</b>						
Cream White cladding start and end profile, 3600 mm	SIBARPDF1304	3760102975732	1.25	3600	53	34
Light Brown cladding start and end profile 3600 mm	SIBARPDF1305	3760102975923	1.25	3600	53	34
Dark Brown cladding start and end profile 3600 mm	SIBARPDF1303	3760102975725	1.25	3600	53	34
Anthracite Grey cladding start and end profile 3600 mm	SIBARPDF1301	3760102975992	1.25	3600	53	34
Light Grey cladding start and end profile 3600 mm	SIBARPDF1302	3760102975718	1.25	3600	53	34
15 mm black clips for gap + screws - packet of 140	SIBARCLIP1301	3760102976050	1.10			
Cream White cladding corner profile 3600 mm	SIBARPCOR1304	3760102975855	1.38	3600	63	34
Light Brown cladding corner profile 3600 mm	SIBARPCOR1305	3760102975961	1.38	3600	63	34
Dark Brown cladding corner profile 3600 mm	SIBARPCOR1303	3760102975848	1.38	3600	63	34
Anthracite Grey cladding corner profile 3600 mm	SIBARPCOR1301	3760102976043	1.38	3600	63	34
Light Grey cladding corner profile 3600 mm	SIBARPCOR1302	3760102975831	1.38	3600	63	34
Cream White cladding corner profile 3600 mm	SIBARPANG1304	3760102975824	5.28	3600	89	89
Light Brown cladding corner profile 3600 mm	SIBARPANG1305	3760102975954	5.28	3600	89	89
Dark Brown cladding corner profile 3600 mm	SIBARPANG1303	3760102975817	5.28	3600	89	89
Anthracite Grey cladding corner profile 3600 mm	SIBARPANG1301	3760102976036	5.28	3600	89	89
Light Grey cladding corner profile 3600 mm	SIBARPANG1302	3760102975800	5.28	3600	89	89
Cream White cladding butting profile 3600 mm	SIBARPAB1304	3760102975763	1.66	3600	63	34
Light Brown cladding butting profile 3600 mm	SIBARPAB1305	3760102975930	1.66	3600	63	34
Dark Brown cladding butting profile 3600 mm	SIBARPAB1303	3760102975756	1.66	3600	63	34
Anthracite Grey cladding butting profile 3600 mm	SIBARPAB1301	3760102976005	1.66	3600	63	34
Light Grey cladding butting profile 3600 mm	SIBARPAB1302	3760102975749	1.66	3600	63	34
Open rhombus cladding joint covers, Cream White 30 x 87 mm - Bar of 8	SIBARCJ1505	3760102977750	0.10	280	87	30
Open rhombus cladding joint covers, Light Brown 30 x 87 mm - Bar of 8	SIBARCJ1503	3760102977736	0.10	280	87	30
Open rhombus cladding joint covers, Dark Brown 30 x 87 mm - Bar of 8	SIBARCJ1504	3760102977743	0.10	280	87	30
Open rhombus cladding joint covers, Light Grey 30 x 87 mm - Bar of 8	SIBARCJ1502	3760102977729	0.10	280	87	30
Atmosphere open rhombus cladding joint covers, Anthracite Grey 30 x 87 mm - Bar of 8	SIBARCJ1501	3760102977712	0.10	280	87	30
Installation jig for Atmosphere open rhombus cladding profile	SIBARGAB1401	3760102976432	0.00	167	50	47



# Practical information



## Our advice on maintenance

### > ELEGANCE AND EMOTION BOARDS




It is essential to wash your decking once a year, and fencing twice a year, ideally in spring, using a **long-handled broom** and soapy water, which should be warm, for optimum action.

Composite boards are mostly made of wood and are therefore liable to staining, dependent on the product's environment, its use and your regional climate. Stains are always on the surface of the board and never alter the structure of the product. Most stains wash off easily with soapy water and a broom. Household stains (greasy) fade naturally if they are exposed frequently to UV and the weather.



### TEMPORARY BRONZING

**Before exposure to UV rays**     **After a few hours in the sun**     **After a few weeks of exposure to the weather**



**ORIGINAL COLOUR**     **NATURAL BRONZING**     **STABILISED COLOUR**

The Elegance and Emotion boards **yellow temporarily during the first few weeks after installation**. This natural phenomenon disappears after exposure to the sun and to the weather, at which point the boards will revert to their original colour. This bronzing may last longer if the boards are installed in semi-sheltered or sheltered areas. In this case, if water spots persist, it is possible to speed up their disappearance by using a jet of water and a broom to brush along the length of the boards.

### > ATMOSPHERE AND ALUMINIUM BOARDS



It is essential to wash decking and fencing once a year, ideally in spring, using soapy water, which should be warm for optimum action. We strongly recommend using a **broom** to wash Atmosphere boards and a **sponge** to wash Aluminium fences, as some long-handled brooms can cause scratches.

### > ON ALL SILVADEC® PRODUCTS

#### THINGS YOU SHOULD NEVER DO

- Do not use high-pressure cleaning equipment
- Do not use solvent
- Do not apply staining oil, paint or protective/restorer products.



#### TIP:

Scatter sodium-bicarbonate-based laundry detergent powder on the boards, wet the cleaning utensil with warm water, rub the surface, leave to work and rinse with plenty of water.



## WHAT TO DO IN THE EVENT OF...

Type of mark	Cause	Action(s) to take
<b>GREASE STAINS</b>	<b>Mainly food stains: barbecue, oil, ice cream, etc.</b>	<b>ELEGANCE AND EMOTION BOARDS:</b> It is advisable to take action immediately after the stain appears, with a natural clay powder cleanser. For stubborn stains, use an aliphatic hydrocarbons-based stain remover (e.g. Starwax®) suitable for composite products, and apply on top of the natural clay powder cleanser ~12hrs. This treatment may slightly lighten the board, but the colour will become more uniform with time.
<b>STUBBORN DIRT STAINS, BLACK DRIPS ON FENCING</b>	<b>Caused by atmospheric pollution, the dirt is deposited on the surface.</b>	<b>ELEGANCE AND EMOTION BOARDS:</b> Clean by hand with a long-handled brush or a sponge with a scraper, and warm soapy water. Some products containing natural acids (oxalic acid, vinegar, citric acid,...) can be very effective sometimes. Always run trials on a small and discreet surface when testing a new product on your decking, some damages could be irreversible.
<b>SCRATCHES</b>	<b>Gravel, sharp objects, etc.</b>	<b>ELEGANCE AND EMOTION BOARDS:</b> A scratched surface can be sanded to eliminate the scratch. The area will be a slightly lighter shade after sanding, but this colour difference will disappear after UV/weather exposure. <b>This method is unsuitable for embossed boards (sanding removes the wood grain pattern on the surface).</b> <b>ATMOSPHERE DECK BOARDS ONLY:</b> Use a brass-plated steel brush, available in DIY stores, to brush vigorously in the direction of the boards. <b>Note that this solution is unsuitable for fencing boards and open rhombus cladding, as it would cause irreversible damage to the surface of these boards!</b>
<b>MINERAL DUST (Chalk)</b>	<b>Dusty environment (stone, chalky ground)</b>	<b>ATMOSPHERE AND ALUMINIUM BOARDS:</b> If cleaning with a sodium bicarbonate laundry detergent is not completely effective, use a bathroom descaler. Test beforehand on a small area, leave to work, scrub with a long-handled brush and rinse with plenty of water.
<b>MOSS / LICHEN</b>	<b>Inadequate maintenance of the boards creates an environment very conducive to moss developing</b>	<b>ALL BOARDS:</b> Use a green mould and algae remover without bleach.



# Your communication tools

## > DOCUMENTATION

### PRO CATALOGUE

(intended for professional installers)



Ref. CATALPROUK

### CONSUMER CATALOGUE



Ref. CATALCONSOENG, CATALCONSONL,  
CATALCONSOIT, CATALCONSOPL,  
CATALCONSOZ

### THE CONSUMER CATALOGUE DISPLAY



Ref. DISPLAYCONSOEN

### SPECIAL ARCHITECT'S DOSSIER



Ref. SIMPBRCTPEN

### PHOTO BOOK



Ref. SIMPBOOK

## > POS



### DECKING ADVERTISING CANVAS

300 x 800 mm  
Ref. SIMPBACHETEN



### FENCE ADVERTISING CANVAS

300 x 800 mm  
Ref. SIMPBACHECEN




### CLADDING ADVERTISING CANVAS

300 x 800 mm  
Ref. SIMPBACHEBEN

## > SAMPLES


### CASES

#### GROOVED ELEGANCE CASE



138 boards: Ref. SITUI138RUK  
180 boards: Ref. SITUI180RUK

#### SMOOTH ELEGANCE CASE



138 boards: Ref. SITUI138LUK  
180 boards: Ref. SITUI180LUK

#### EMBOSSSED ELEGANCE CASE



138 boards: Ref. SITUI138GUK  
180 boards: Ref. SITUI180GUK

#### MIXED ELEGANCE CASE



138 boards: Ref. SITUI138MXUK  
180 boards: Ref. SITUI180MXUK

#### ATMOSPHERE CASE



138 boards: Ref. SITUIAB3GRISUK and SITUIAB3BRUNUK  
180 boards: Ref. SITUI180AB3GRISUK and SITUI180AB3BRUNUK

### CASES

#### CASE FOR DECKING AND ACCESSORIES



Ref. SICOTERUK

#### CASE FOR A FENCE AND ACCESSORIES



Ref. SICOCLOSA

#### CASE FOR OPEN RHOMBUS CLADDING AND ACCESSORIES



Ref. SICOBCV

### SLABS

#### 4-COLOUR SLAB GROOVED ELEGANCE BOARDS



Ref. SIDALER

#### 4-COLOUR SLAB EMBOSSSED ELEGANCE BOARDS



Ref. SIDALES

#### 3-COLOUR ATMOSPHERE SLAB BROWN TONES



Lima, Sao Paulo, Rio boards  
Ref. SIDALATM3B

#### 3-COLOUR ATMOSPHERE SLAB GREY TONES



Cayenne, Ushuaia, Belem boards  
Ref. SIDALATM3C





## > FENCING MOCK-UPS

**ATMOSPHERE FENCING  
MOCK-UP**



Ref. SIMACLOATSA

**FENCING MOCK-UP  
IN SANDED ALUMINIUM**



Anthracite Grey: Ref. SIMACLOALSA  
Metal Grey: Ref. SIMACLOALSAGM  
White: Ref. SIMACLOALSABL





## Your contact for tracking your orders

**Elodie Bommelaer**

Sales Admin Manager  
e.bommelaer@silvadec.com  
Tel. +33 (0)2 97 61 59 53



**silvadec**

21 parc d'activités de L'Estuaire · F - 56190 Arzal  
Tel. +33 (0)2 97 45 09 00 · Fax +33 (0)2 97 45 09 89  
e-mail: info@silvadec.com

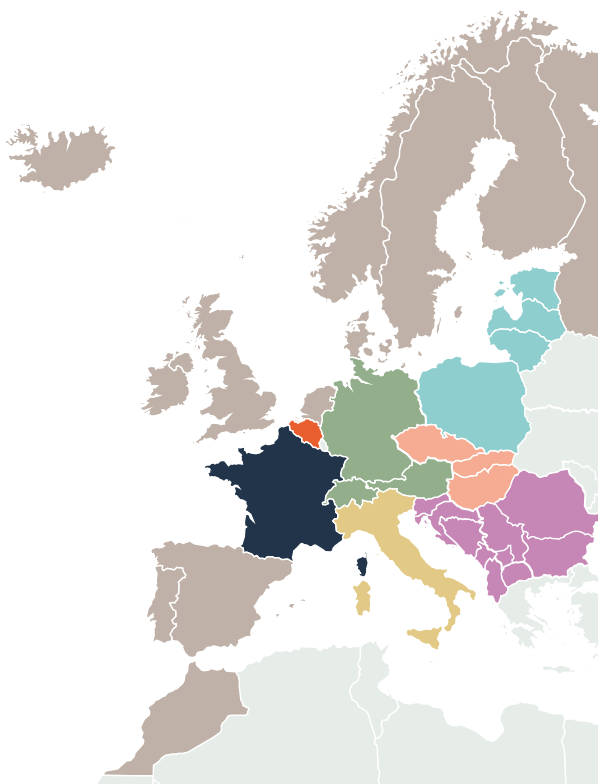
The Silvadec switchboard is open Monday to Friday,  
from 8:30 am to 12 noon and from 2 pm to 5:30 pm

**EX-WORKS**

To pick up orders  
from the factory, (Monday  
to Friday from 9 am to 12 noon  
and from 2 pm to 4 pm),  
an appointment must be made  
48 hours in advance by calling  
+33 (0)2 97 45 09 00.



## Your field sales manager



● **SWITZERLAND / ITALY**

**Emmanuel Leger**

Export Sales Director  
e.leger@silvadec.com

**Tel. +39 348 26 01 354**

● **GERMANY - AUSTRIA**

**SWITZERLAND**

**Igor Milosevic**

Key Account Manager  
i.milosevic@silvadec.com

**Tel. +49 151 18709287**

● **BELGIUM**

**Flanders:**

**Jakoba Naessens**

j.naessens@silvadec.com

**Tel. +31 (0)6 46 04 23 12**

**Wallonia:**

**Laurent Crepin**

l.crepin@silvadec.com

**Tel. +33 (0)6 79 07 64 72**

● **SOUTH EASTERN EUROPE**

**Leonardo Barratin**

Export Sales Manager  
l.barattin@silvadec.com

**Tel. +39 328 193 98 23**

● **CENTRAL EUROPE**

**Robert Bohdan**

Key Account Manager  
r.bohdan@silvadec.com

**Tel. +420 731 446 377**

● **NORTHERN EUROPE  
& REST OF THE WORLD**

**Jakoba Naessens**

Export Sales Manager  
j.naessens@silvadec.com

**Tel. +31 (0)6 46 04 23 12**

● **POLAND & BALTIC COUNTRIES**

**Sébastien Komaniecki**

Export Sales Manager  
s.komaniecki@silvadec.com

**Tel. +48608500621**





**Composite,  
inspires  
our imagination**



# Composite, inspires our imagination



### Quality, design, durability, traceability.

For 20 years, we have been designing innovative, practical composite materials based on circular economy principles. Our decking, fence and cladding products, all rot-resistant and guaranteed for 25 years, are manufactured using patented technology, using processes that master resources from the raw material to the finished item.

**Together, let's expand the possibilities for outdoor space creation.**

Distributor:



Reach us at:



#### Silvadec France

21 parc d'activités de L'Estuaire · 56190 Arzal  
Tel.: +33 (0)2 97 45 09 00 · Fax: +33 (0)2 97 45 09 89  
E-Mail: info@silvadec.com

#### Silvadec Germany

Ludwig-Erhard-Straße 3  
D - 84069 Schierling  
Tel.: +49 9451 9443 500